

SMT970-25**High Performance Infrared TOP IR LED**

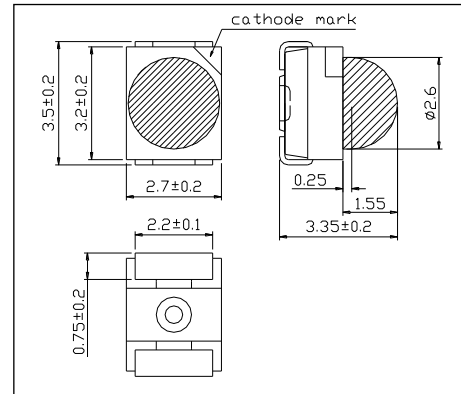
SMT970-25 consists of a GaAs LED mounted on the lead frame as TOP LED package and is 12mW typical of output power.

It emits a spectral band of radiation at 970nm.

<Specifications>

1. Product Name: TOP IR LED
2. Type Number: SMT970-25
3. Chip:
 - Chip Material: GaAs
 - Dimension: 0.4mm x 0.4mm
 - Peak Wavelength: 970nm
4. Package
 - Lead Frame Die: Silver Plated
 - Package Resin: PPA Resin
 - Lens: Epoxy Resin

Outer Dimension (Unit:mm)



Absolute Maximum Ratings[Ta=25°C]			
Item	Symbol	Maximum Rated Value	Unit
Power Dissipation	PD	150	mW
Forward Current	IF	100	mA
Pulse Forward Current*	IFP	500	mA
Reverse Voltage	VR	5	V
Thermal Resistance	Rthja	190	K/W
Junction Temperature	Tj	100	°C
Operating Temperature	TOPR	-30 ~ +80	°C
Storage Temperature	TSTG	-40 ~ +80	°C
Soldering Temperature**	TSOL	255	°C

* Duty=1% and Pulse Width=10us.

**Soldering condition must be completed within 10 second at 255°C.

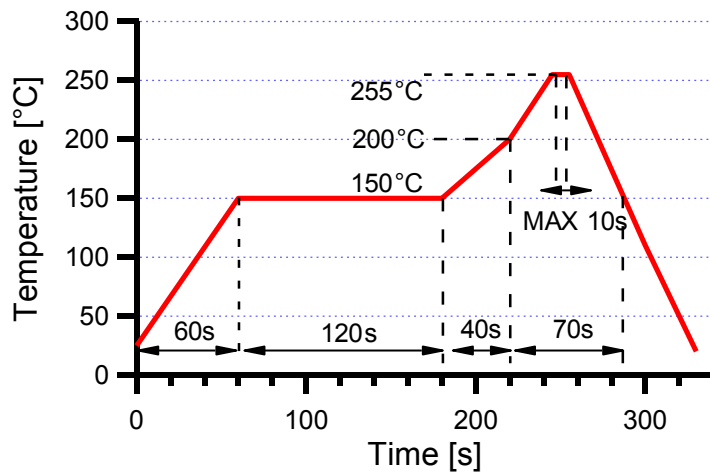
Electro-Optical Characteristics [Ta=25°C]						
Item	Symbol	Condition	Minimum	Typical	Maximum	Unit
Forward Voltage	VF	IF=50mA DC		1.30	1.45	V
		IF=100mA, tp=20ms		1.42	1.57	
Reverse Current	IR	VR=5V			10	uA
Total Radiated Power*	PO	IF=50mA DC	3	6		mW
		IF=100mA, tp=20ms		12		
Radiant Intensity**	IE	IF=50mA DC		4.2		mW/sr
		IF=100mA, tp=20ms		8.4		
Peak Wavelength	λP	IF=50mA DC	960	970	980	nm
Half Width	Δλ	IF=50mA DC		50		nm
Viewing Half Angle	θ1/2	IF=50mA DC		±26		deg
Rise Time	tr	IF=50mA DC		1000		ns
Fall Time	tf	IF=50mA DC		500		ns

* Measured by S3584-08

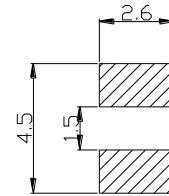
** Measured by Tektronix J-6512



◆ SMD Application
IR-Reflow Soldering Profile for lead free soldering

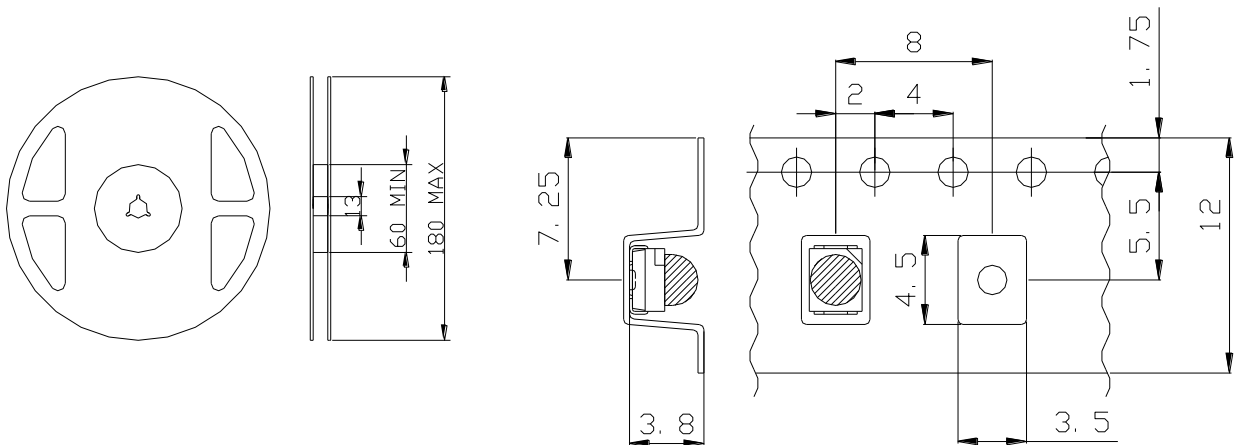


Recommended Land Layout (Unit: mm)



Don't put stress on SMD and a circuit board after soldering.

◆ SMD Packing
Tape and Reel Dimensions (Unit: mm)



◆ Wrapping
Moisture barrier bag aluminum laminated film with a desiccant to keep out the moisture absorption during the transportation and storage.

SMD LED STORAGE AND HANDLING PRECAUTIONS

<Storage Conditions before Opening a Moisture-Barrier Aluminum Bag>

- Before opening a moisture-barrier aluminum bag, please store it at <30°C, <60%RH. Please note that the maximum shelf life is 12 months under these conditions.

<Storage Conditions after Opening a Moisture-Barrier Aluminum Bag>

- After opening a moisture-barrier aluminum bag, store the aluminum bag and silica gel in a desiccator.
- After opening the bag, please solder the LEDs within 72 hours in a room with 5 - 30°C, <50%RH.
- Please put any unused, remaining LEDs and silica gel back in the same aluminum bag and then vacuum-seal the bag.
- It is recommended to keep the re-sealed bag in a desiccator at <30%RH.

<Notes about Re-sealing a Moisture-Barrier Aluminum Bag>

- When vacuum-sealing an opened aluminum bag, if you find the moisture-indicator of the silica gel has changed to pink from blue (indicating a relative humidity of 30 % or more), please do not use the unused LEDs, the aluminum bag, or the silica gel.

<Notes about Opening a Re-sealed Moisture-Barrier Aluminum Bag>

- When opening a vacuumed and re-sealed aluminum bag in order to use the remaining LEDs stored in the bag, if you find that the moisture-indicator of the silica has changed to pink, please do not use the LEDs.

※The 72-hour- long floor life does not include the time while LEDs are stored in the moisture-barrier aluminum bag.
However, we strongly recommend to solder the LEDs as soon as possible after opening the aluminum bag.