

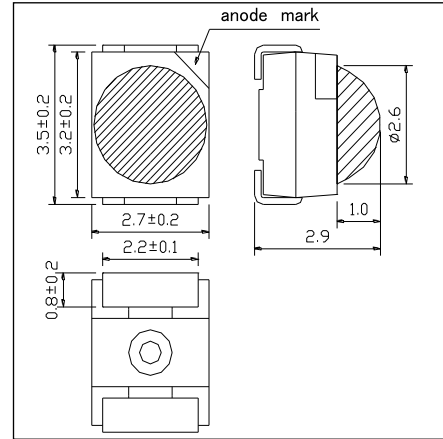
**SMT780-29**  
TOP IR LED with Lens

SMT780-29 consists of an AlGaAs LED mounted on the lead frame as TOP LED package with plastic ball lens and is 20mW typical of output power and 12mW/sr of radiant intensity. It emits a spectral band of radiation at 780nm.

<Specifications>

1. Product Name: TOP IR LED with Lens
2. Type Number: SMT780-29
3. Chip:
  - Chip Material: AlGaAs
  - Chip Dimension: 400um x 400nm
  - Peak Wavelength: 780nm
4. Package
  - Lead Frame Die: Silver Plated
  - Package Resin: PPA Resin
  - Lens: Epoxy Resin
  - Diameter:  $\Phi 2.6$ mm

Outer Dimension (Unit:mm)



Absolute Maximum Ratings				
Item	Symbol	Maximum Rated Value	Unit	Ambient Temperature
Power Dissipation	PD	195	mW	Ta=25°C
Forward Current	IF	100	mA	Ta=25°C
Pulse Forward Current*	IFP	500	mA	Ta=25°C
Reverse Voltage	VR	5	V	Ta=25°C
Operating Temperature	TOPR	-20 ~ +80	°C	
Storage Temperature	TSTG	-30 ~ +80	°C	
Soldering Temperature**	TSOL	255	°C	

\* Duty=1% and Pulse Width=10us.

\*\*Soldering condition must be completed within 10 second at 255°C.

Electro-Optical Characteristics [Ta=25°C typ.]						
Item	Symbol	Condition	Minimum	Typical	Maximum	Unit
Forward Voltage	VF	IF=50mA		1.75	1.95	V
Reverse Current	IR	VR=5V			10	uA
Total Radiated Power*	PO	IF=50mA	16.0	20.0		mW
Radiant Intensity**	IE	IF=50mA		12.0		mW/sr
Peak Wavelength	$\lambda P$	IF=50mA		780		nm
Half Width	$\Delta\lambda$	IF=50mA		35		nm
Viewing Half Angle	$\theta 1/2$	IF=50mA		$\pm 35$		deg
Rise Time	Tr	IF=50mA		80		ns
Fall Time	tf	IF=50mA		80		ns

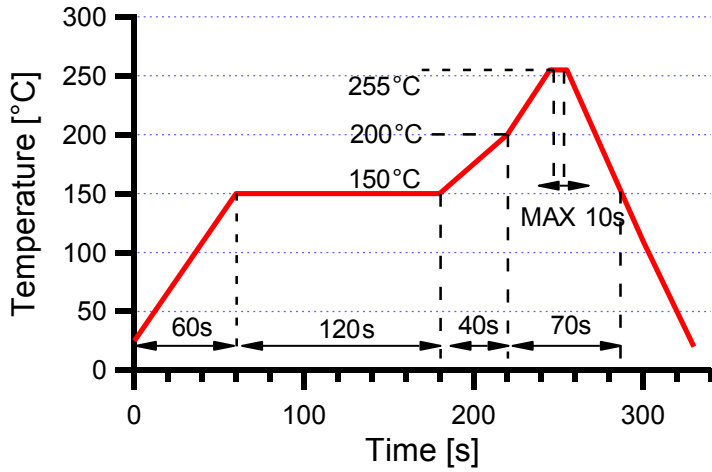
\* Measured by Photodyne #500

\*\* Measured by Tektronix J-6512

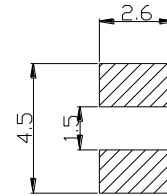


**SMD Application**

IR-Reflow Soldering Profile for lead free soldering



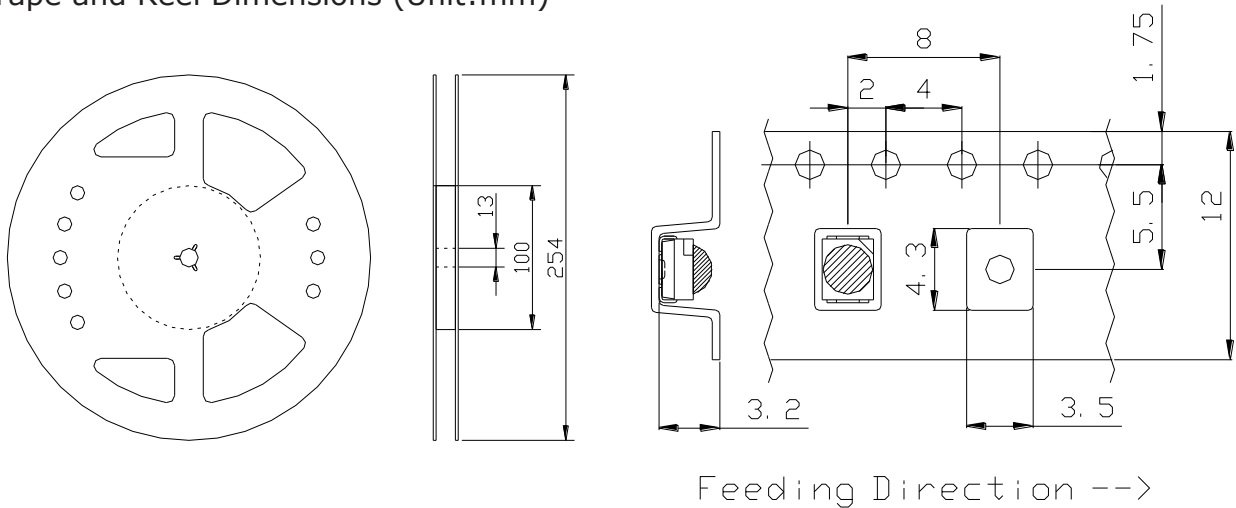
Recommended Land Layout (Unit:mm)



Don't put stress on SMD and a circuit board after soldering.

**SMD Packing**

Tape and Reel Dimensions (Unit:mm)



**Wrapping**

Moisture barrier bag aluminum laminated film with a desiccant to keep out the moisture absorption during the transportation and storage.

## SMD LED STORAGE AND HANDLING PRECAUTIONS

### <Storage Conditions before Opening a Moisture-Barrier Aluminum Bag>

- Before opening a moisture-barrier aluminum bag, please store it at <30°C, <60%RH. Please note that the maximum shelf life is 12 months under these conditions.

### <Storage Conditions after Opening a Moisture-Barrier Aluminum Bag>

- After opening a moisture-barrier aluminum bag, store the aluminum bag and silica gel in a desiccator.
- After opening the bag, please solder the LEDs within 72 hours in a room with 5 - 30°C, <50%RH.
- Please put any unused, remaining LEDs and silica gel back in the same aluminum bag and then vacuum-seal the bag.
- It is recommended to keep the re-sealed bag in a desiccator at <30%RH.

### <Notes about Re-sealing a Moisture-Barrier Aluminum Bag>

- When vacuum-sealing an opened aluminum bag, if you find the moisture-indicator of the silica gel has changed to pink from blue (indicating a relative humidity of 30 % or more), please do not use the unused LEDs, the aluminum bag, or the silica gel.

### <Notes about Opening a Re-sealed Moisture-Barrier Aluminum Bag>

- When opening a vacuumed and re-sealed aluminum bag in order to use the remaining LEDs stored in the bag, if you find that the moisture-indicator of the silica has changed to pink, please do not use the LEDs.

※The 72-hour- long floor life does not include the time while LEDs are stored in the moisture-barrier aluminum bag.  
However, we strongly recommend to solder the LEDs as soon as possible after opening the aluminum bag.