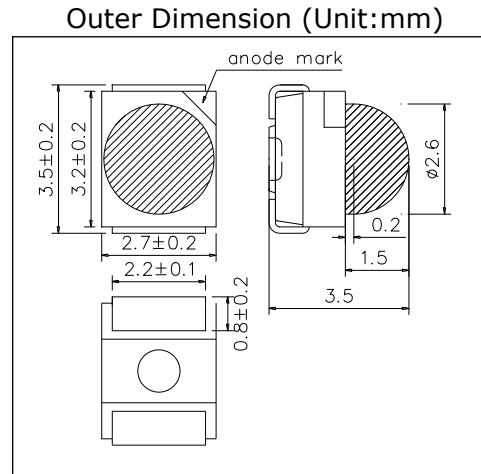


SMT750-25
Infrared TOP IR LED with Lens

SMT750-25 consists of an AlGaAs LED mounted on the lead frame as TOP LED package with epoxy resin lens. It is 24mW/sr typical. It emits a spectral band of radiation at 750nm.

<Specifications>

1. Product Name: TOP IR LED
2. Type Number: SMT750-25
3. Chip:
 - Chip Material: AlGaAs
 - Peak Wavelength: 750nm
4. Package
 - Lead Frame Die: Silver Plated
 - Package Resin: PPA Resin
 - Lens: Epoxy Resin
 - Diameter: $\Phi 2.6$ mm



Absolute Maximum Ratings[Ta=25°C]			
Item	Symbol	Maximum Rated Value	Unit
Power Dissipation	PD	190	mW
Forward Current	IF	100	mA
Pulse Forward Current*	IFP	500	mA
Reverse Voltage	VR	5	V
Operating Temperature	TOPR	-20 ~ +80	°C
Storage Temperature	TSTG	-30 ~ +80	°C
Soldering Temperature**	TSOL	250	°C

* Duty=1% and Pulse Width=10us.

** Soldering condition must be completed within 5 second at 250 °C.

Electro-Optical Characteristics[Ta=25°C]						
Item	Symbol	Condition	Minimum	Typical	Maximum	Unit
Forward Voltage	VF	IF=50mA		1.85	2.00	V
Reverse Current	IR	VR=5V			10	uA
Total Radiated Power*	PO	IF=50mA	12	20		mW
Radiant Intensity**	IE	IF=50mA	15	24		mW/sr
Peak Wavelength	λP	IF=50mA	735	750	765	nm
Half Width	$\Delta\lambda$	IF=50mA		35		nm
Viewing Half Angle	$\theta 1/2$	IF=50mA		± 20		deg
Rise Time	tr	IF=50mA		80		ns
Fall Time	tf	IF=50mA		80		ns

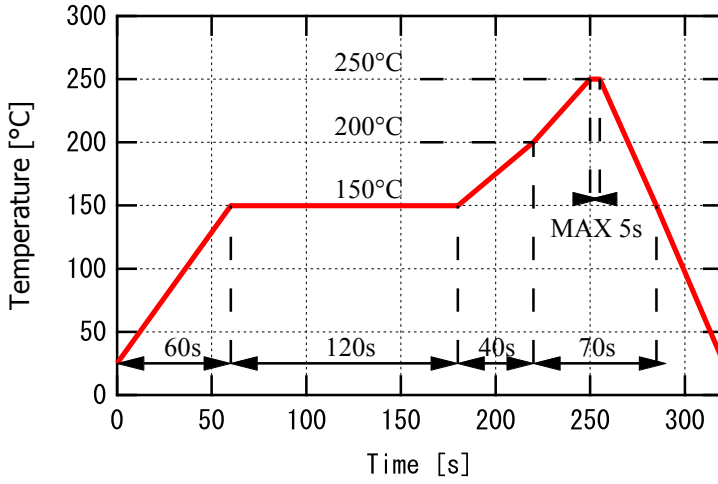
* Measured by Photodyne #500

** Measured by Tektronix J-6512

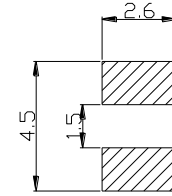


◆ SMD Application

Recommended reflow soldering profile



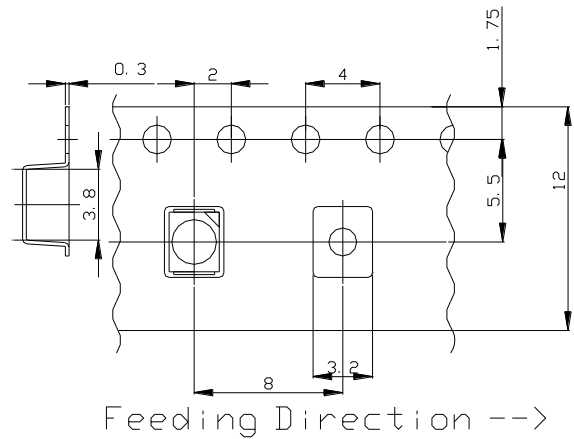
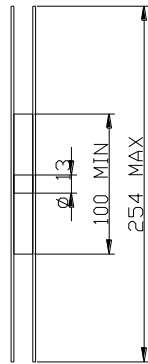
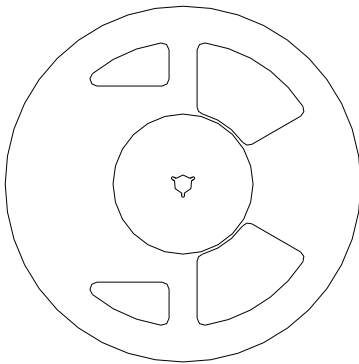
Recommended Land Layout (Unit: mm)



Don't put stress on SMD and a circuit board after soldering.

◆ SMD Packing

Tape and Reel Dimensions (Unit: mm)



◆ Wrapping

Moisture barrier bag aluminum laminated film with a desiccant to keep out the moisture absorption during the transportation and storage.

SMD LED STORAGE AND HANDLING PRECAUTIONS

<Storage Conditions before Opening a Moisture-Barrier Aluminum Bag>

- Before opening a moisture-barrier aluminum bag, please store it at <30°C, <60%RH. Please note that the maximum shelf life is 12 months under these conditions.

<Storage Conditions after Opening a Moisture-Barrier Aluminum Bag>

- After opening a moisture-barrier aluminum bag, store the aluminum bag and silica gel in a desiccator.
- After opening the bag, please solder the LEDs within 72 hours in a room with 5 - 30°C, <50%RH.
- Please put any unused, remaining LEDs and silica gel back in the same aluminum bag and then vacuum-seal the bag.
- It is recommended to keep the re-sealed bag in a desiccator at <30%RH.

<Notes about Re-sealing a Moisture-Barrier Aluminum Bag>

- When vacuum-sealing an opened aluminum bag, if you find the moisture-indicator of the silica gel has changed to pink from blue (indicating a relative humidity of 30 % or more), please do not use the unused LEDs, the aluminum bag, or the silica gel.

<Notes about Opening a Re-sealed Moisture-Barrier Aluminum Bag>

- When opening a vacuumed and re-sealed aluminum bag in order to use the remaining LEDs stored in the bag, if you find that the moisture-indicator of the silica has changed to pink, please do not use the LEDs.

※The 72-hour- long floor life does not include the time while LEDs are stored in the moisture-barrier aluminum bag.
However, we strongly recommend to solder the LEDs as soon as possible after opening the aluminum bag.