

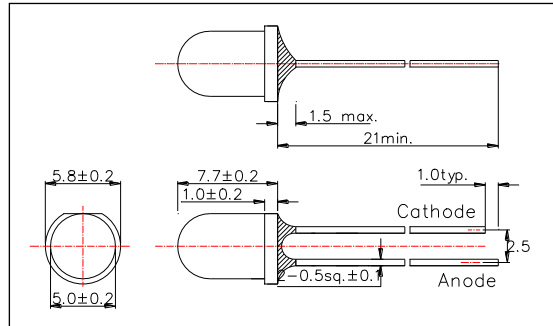
**L910-04**  
Infrared LED Lamp

L910-04 is an AlGaAs LED mounted on a lead frame with a clear epoxy lens. On forward bias, it emits a spectral band of radiation that peaks at 910nm.

<Specifications>

1. Product Name: Infrared LED Lamp
2. Type Number: L910-04
3. Chip:
  - Chip material: AlGaAs
  - Peak Wavelength: 910nm typ.
4. Package
  - Type: Φ5mm Clear Molding
  - Resin Material: Epoxy Resin
  - Lead Frame: Soldered (Lead Frame)

Outer Dimension (Unit:mm)



Absolute Maximum Ratings[Ta=25°C]			
Item	Symbol	Maximum Rated Value	Unit
Power Dissipation	PD	160	mW
Forward Current	IF	100	mA
Pulse Forward Current*	IFP	500	mA
Reverse Voltage	VR	5	V
Junction Temperature	Tj	120	°C
Thermal Resistance	Rthja	250	K/W
Operating Temperature	TOPR	-40 ~ +100	°C
Storage Temperature	TSTG	-40 ~ +100	°C
Soldering Temperature**	TSOL	265	°C

\* Duty=1% and Pulse Width=10us.

\*\* Soldering condition must be completed within 3 second at 265 °C.

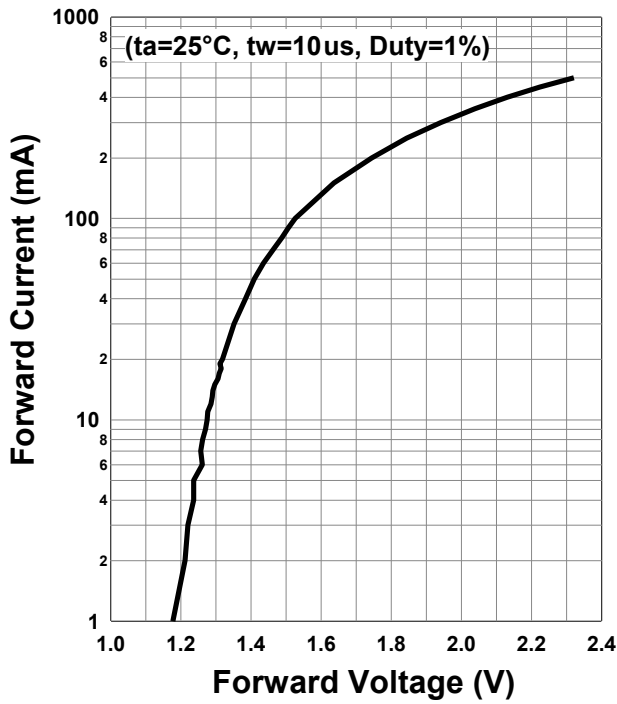
Electro-Optical Characteristics [Ta=25°C ]						
Item	Symbol	Condition	Minimum	Typical	Maximum	Unit
Forward Voltage	VF	IF=50mA		1.4	1.6	V
	VFP	IFP=500mA		2.3		
Total Radiated Power*	PO	IF=50mA		13		mW
		IFP=500mA		170		
Radiant Intensity**	IE	IF=50mA		38		mW/sr
		IFP=500mA		490		
Peak wavelength	λP	IF=50mA		910		nm
Half Width	Δλ	IF=50mA		47		nm
Viewing Half Angle	θ1/2	IF=50mA		±15		deg
Rise Time	tr	IF=50mA		110		ns
Fall Time	tf	IF=50mA		100		ns

\* Measured by S3584-08

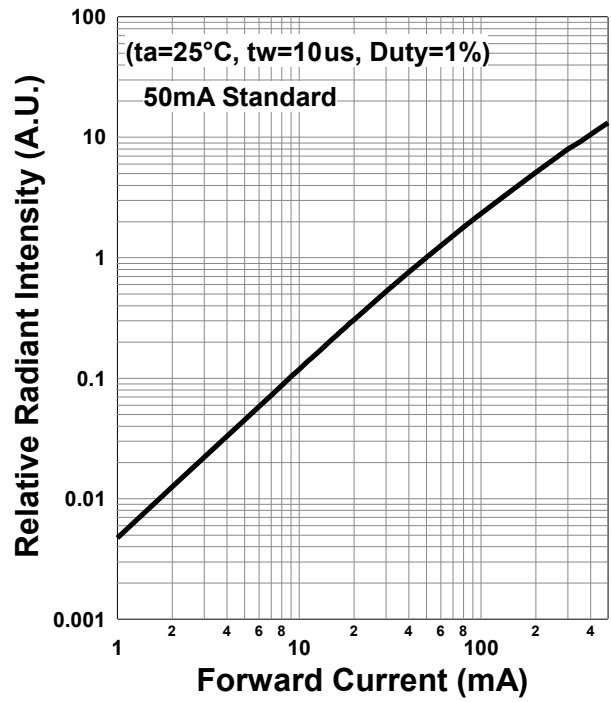
\*\* Measured by CIE127-2007 Coondition B



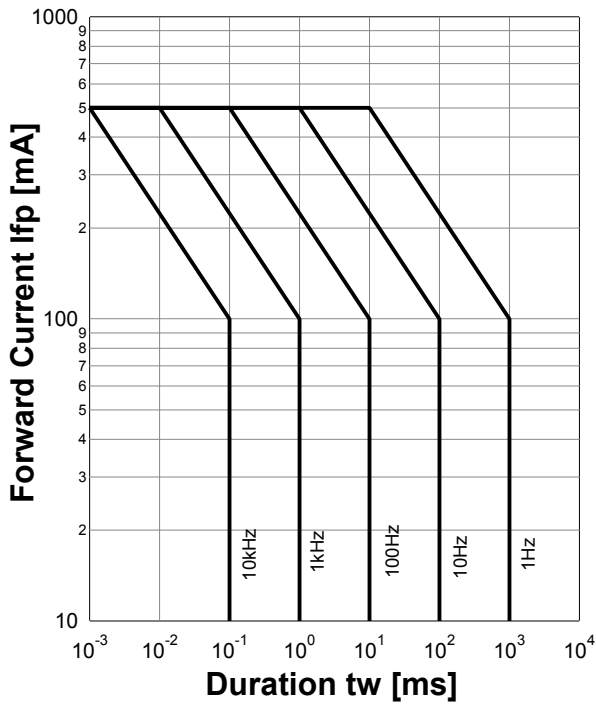
**Forward Current - Forward Voltage**



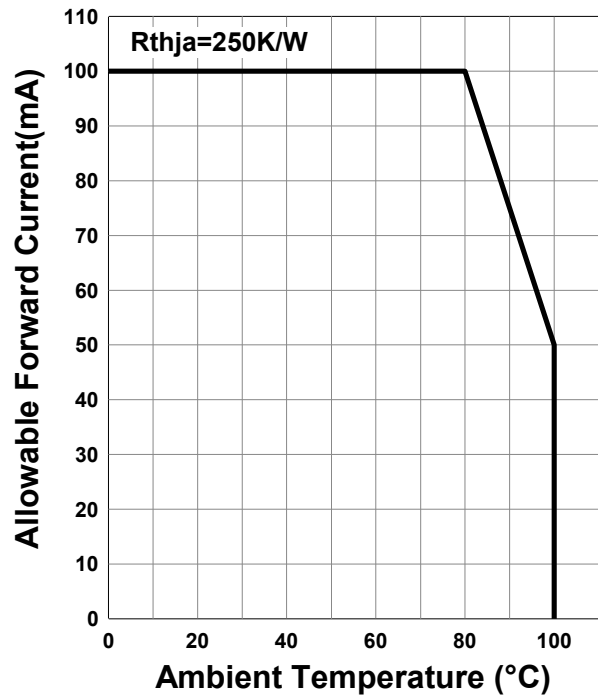
**Relative Radiant Intensity - Forward Current**

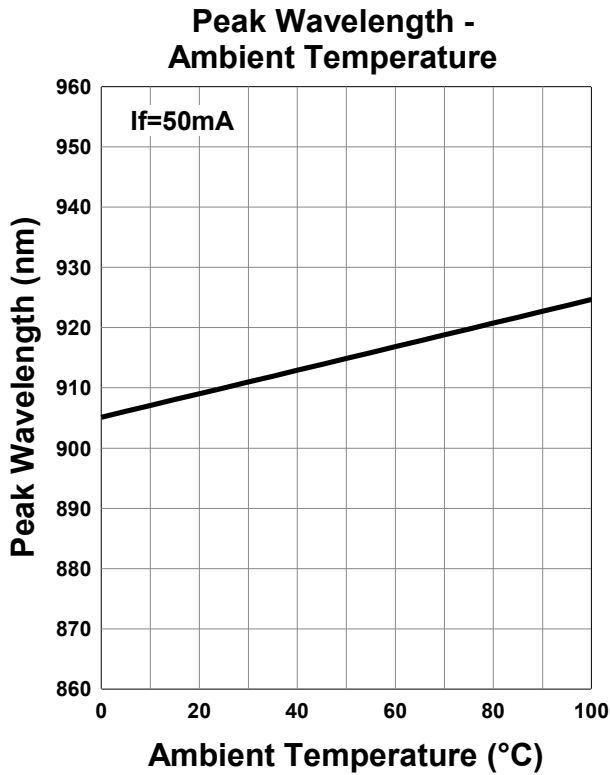
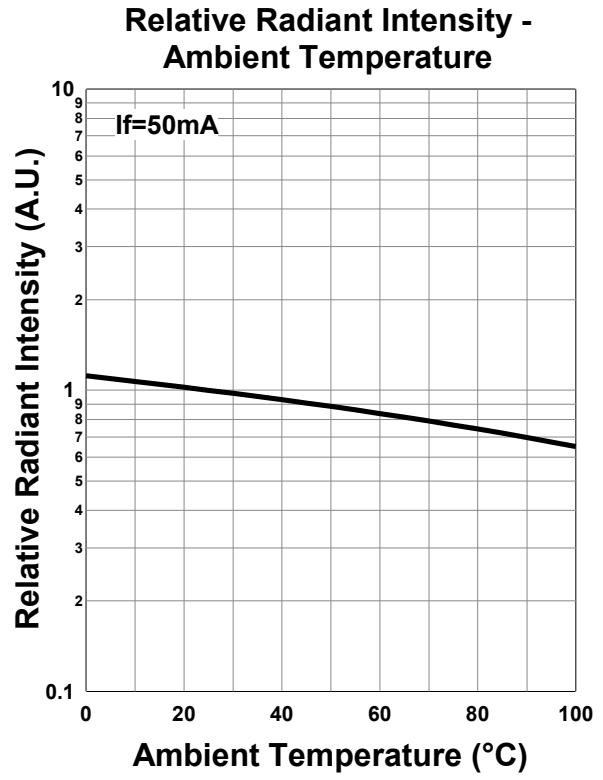
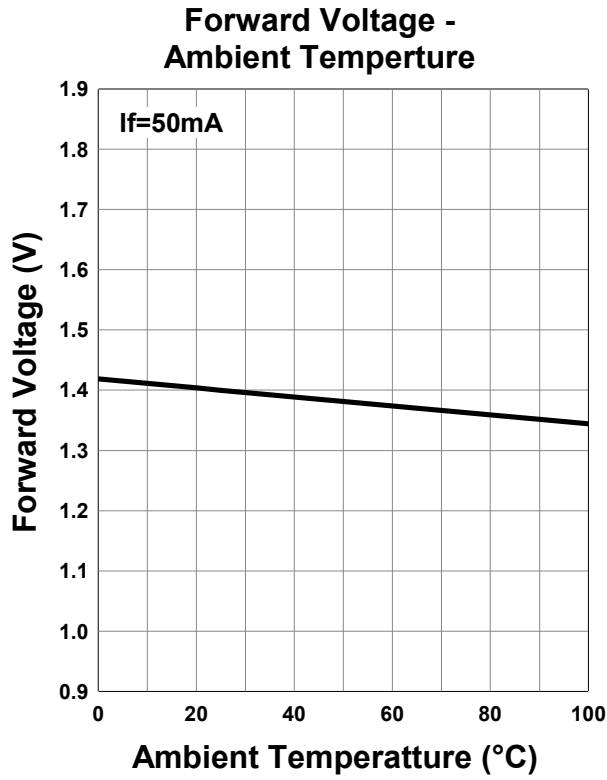


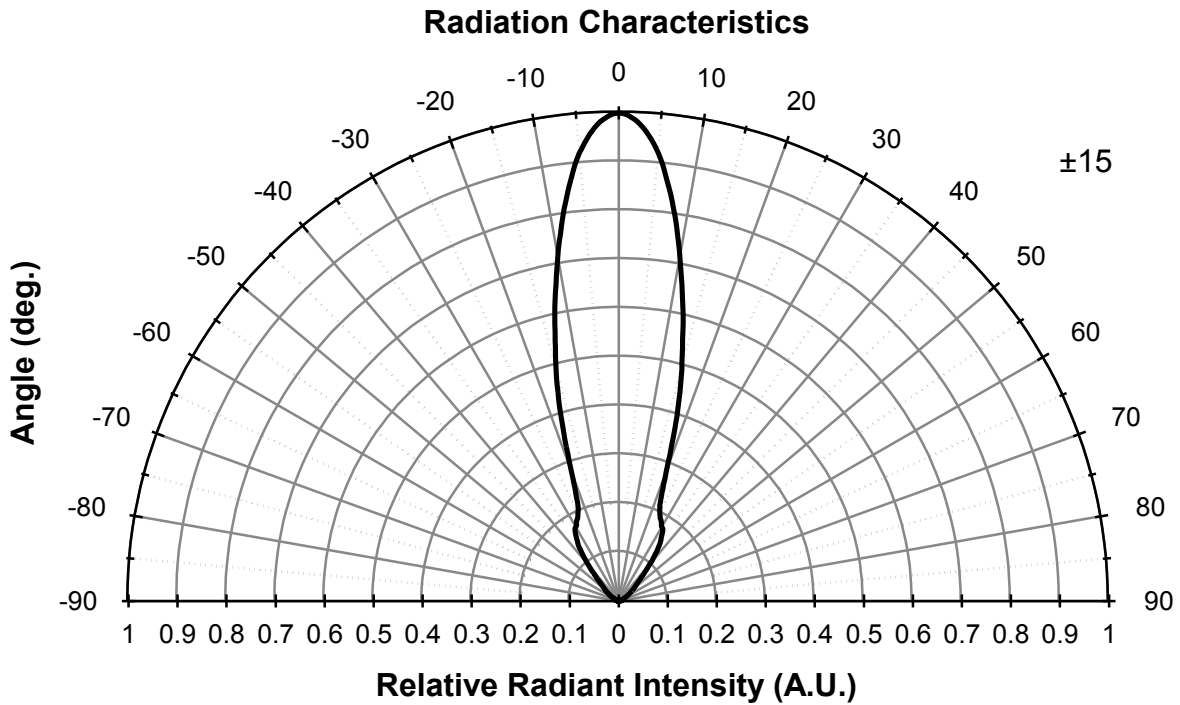
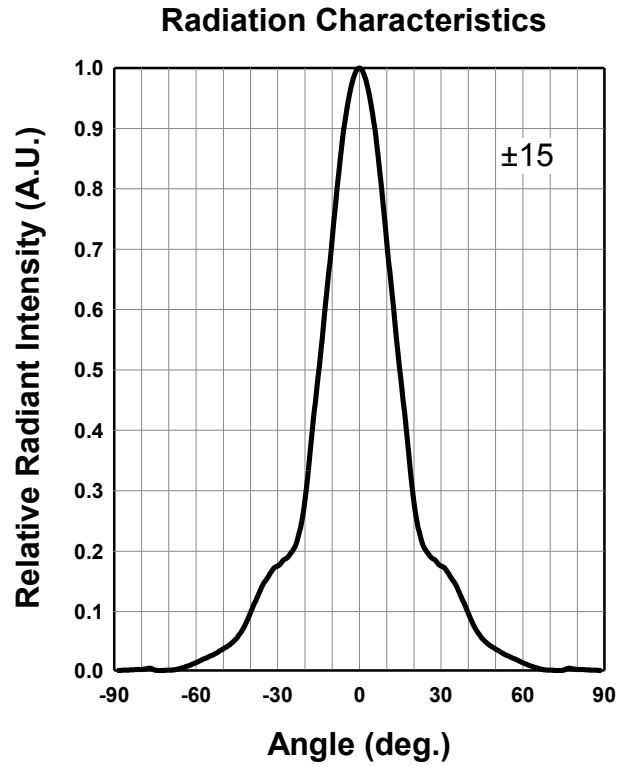
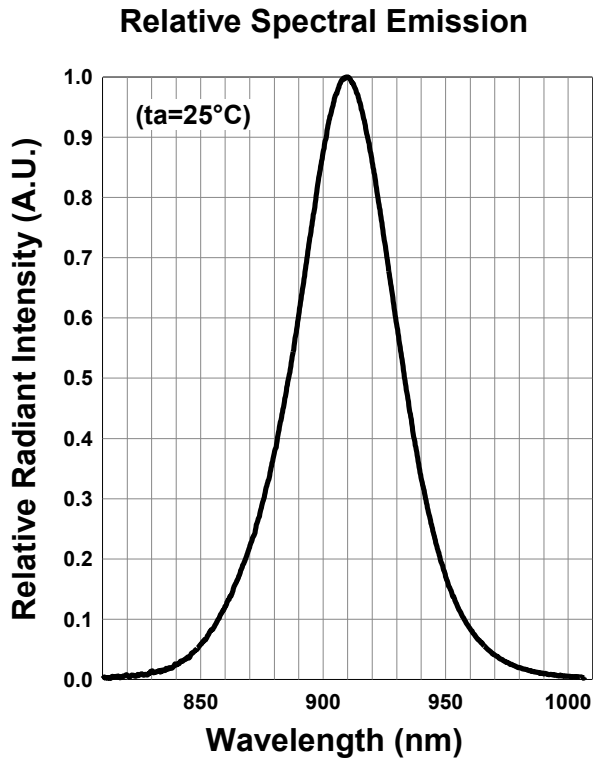
**Forward Current - Pulse Duration**



**Allowable Forward Current - Ambient Temperature**







**Disclaimer**

Product specifications and data shown in this product catalog are subject to change without notice for the purposes of improving product performance, reliability, design, or otherwise.

Product data and parameters in this catalog are typical values based on reasonably up-to-date measurements. Product data and parameters may vary by user application and over time.

Products shown in this catalog are intended to be used for general electronic equipment. Products are not guaranteed for applications where product malfunction or failure may cause personal injury or death, including but not limited to life-supporting / saving devices, medical devices, safety devices, airplanes, aerospace equipment, automobiles, traffic control systems, and nuclear reactor control systems.

2014.05