

SMT660N/910

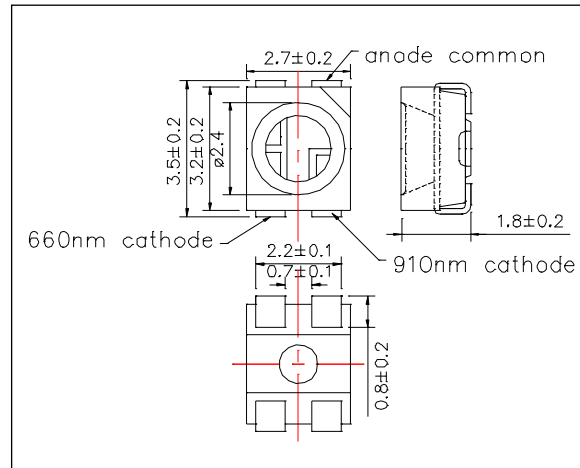
High Performance TOP LED

SMT660N/910 is an AlGaInP and AlGaAs LED mounted on the lead frame as TOP LED package. It emits a spectral band of radiation at 660nm and 905nm.

<Specifications>

1. Product Name: TOP LED
2. Type Number: SMT660N/910
3. Chip:
 - Chip Material: AlGaInP/AlGaAs
 - Chip Number: 2pcs
 - Peak Wavelength: 660nm/905nm
4. Package
 - Lead Frame Die: Silver Plated
 - Package Resin: PA6T
 - Lens: Silicone or Epoxy Resin

Outer Dimension (Unit:mm)



Absolute Maximum Ratings[Ta=25°C]				
Item	Symbol	Maximum Rated Value		Unit
		660nm	910nm	
Power Dissipation	PD	120	140	mW
Forward Current	IF	50	100	mA
Pulse Forward Current*	IFP	300	500	mA
Reverse Voltage	VR	5		V
Thermal Resistance	Rthja	80		K/W
Junction Temperature	Tj	120		°C
Operating Temperature	TOPR	-40 ~ +100		°C
Storage Temperature	TSTG	-40 ~ +100		°C
Soldering Temperature**	TSOL	250		°C

* Duty=1% and Pulse Width=10us.

** Soldering condition must be completed within 5 second at 250°C.



660nm

Electro-Optical Characteristics [Ta=25°C typ.]						
Item	Symbol	Condition	Minimum	Typical	Maximum	Unit
Forward Voltage	VF	IF=20mA		2.0	2.4	V
	VFP	IFP=300mA		3.4		
Radiated Power*	PO	IF=20mA		9		mW
		IFP=300mA		135		
Radiant Intensity**	IE	IF=20mA		3.6		mW/sr
		IFP=300mA		54		
Luminous Flux	ΦV	IF=20mA		1.0		Lm
Peak Wavelength	λP	IF=20mA	655	660	665	nm
Half Width	Δλ	IF=20mA		16		nm
Rise Time	tr	IF=20mA		30		ns
Fall Time	tf	IF=20mA		30		ns

* Measured by S3584-08

** Measured by CIE127-2007 Condition B

910nm

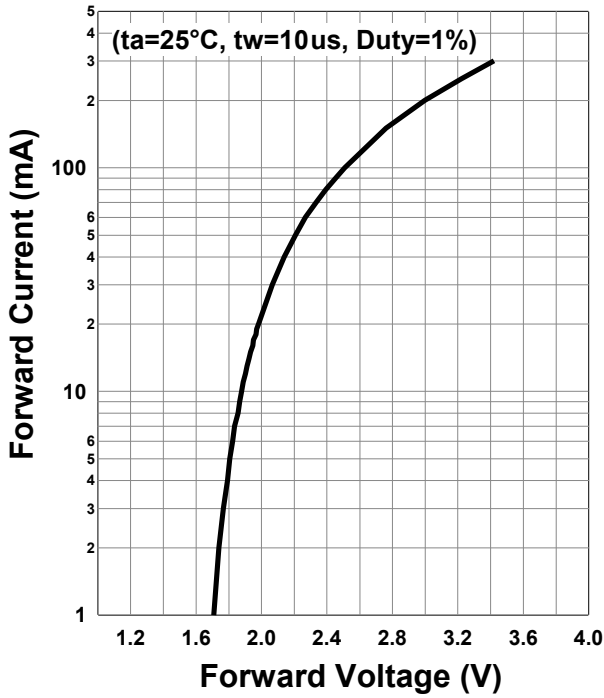
Electro-Optical Characteristics [Ta=25°C typ.]						
Item	Symbol	Condition	Minimum	Typical	Maximum	Unit
Forward Voltage	VF	IF=20mA		1.2	1.4	V
	VFP	IFP=500mA		2.2		
Radiated Power*	PO	IF=20mA		3.0		mW
		IFP=500mA		100		
Radiant Intensity**	IE	IF=20mA		2.8		mW/sr
		IFP=500mA		94		
Peak Wavelength	λP	IF=20mA	895	905	915	nm
Half Width	Δλ	IF=20mA		48		nm
Rise Time	tr	IF=20mA		130		ns
Fall Time	tf	IF=20mA		130		ns

* Measured by S3584-08

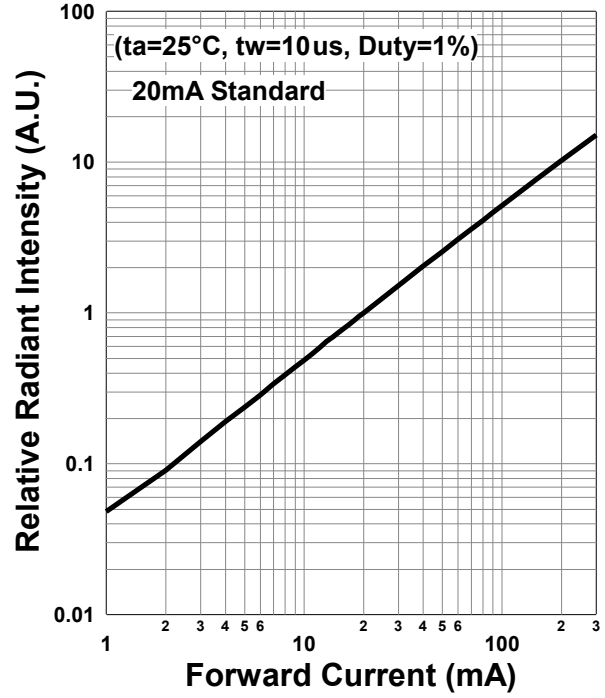
** Measured by CIE127-2007 Condition B

660nm

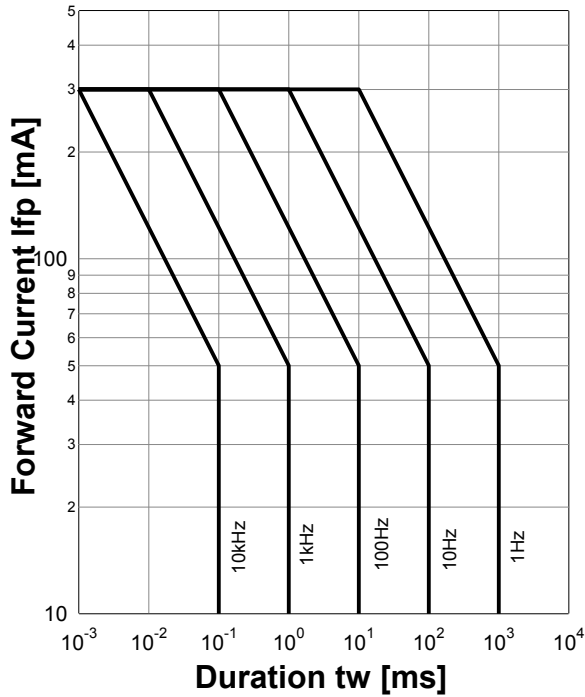
Forward Current - Forward Voltage



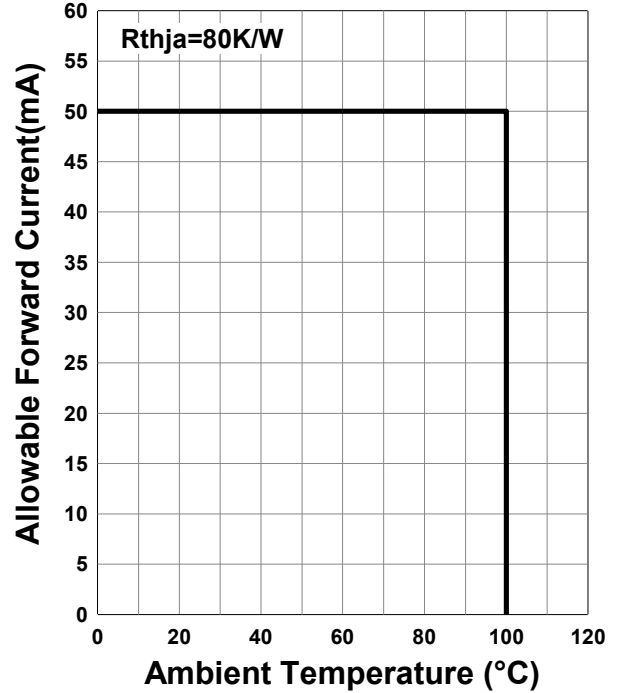
Relative Radiant Intensity - Forward Current



Forward Current - Pulse Duration

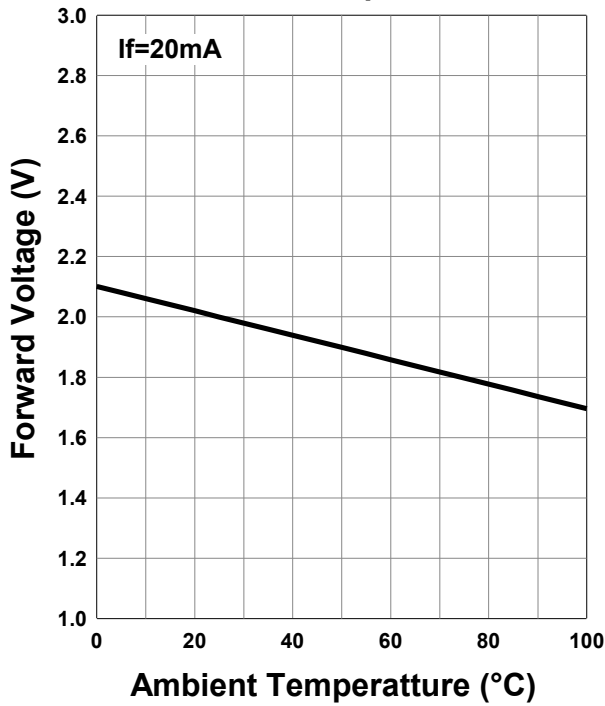


Allowable Forward Current - Ambient Temperature

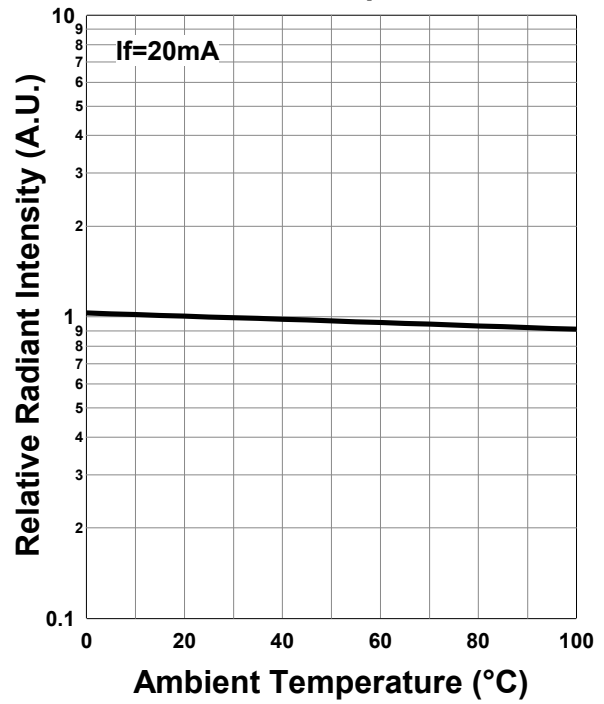


660nm

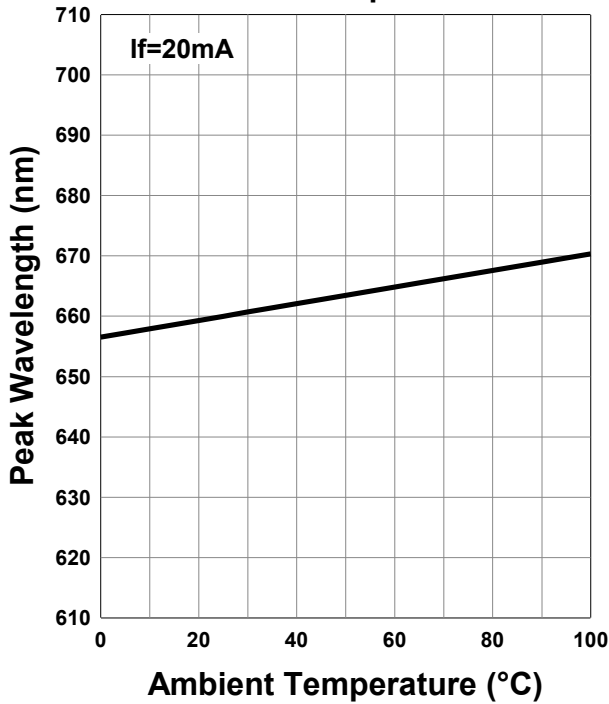
Forward Voltage - Ambient Temperature



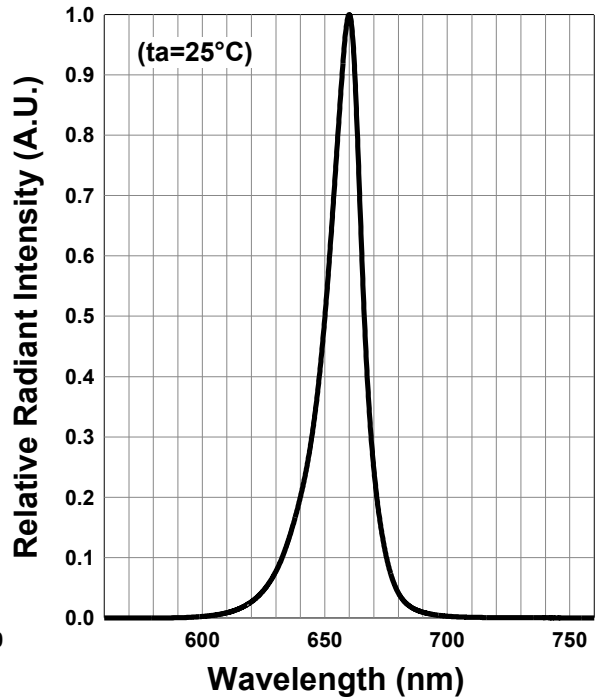
Relative Radiant Intensity - Ambient Temperature



Peak Wavelength - Ambient Temperature

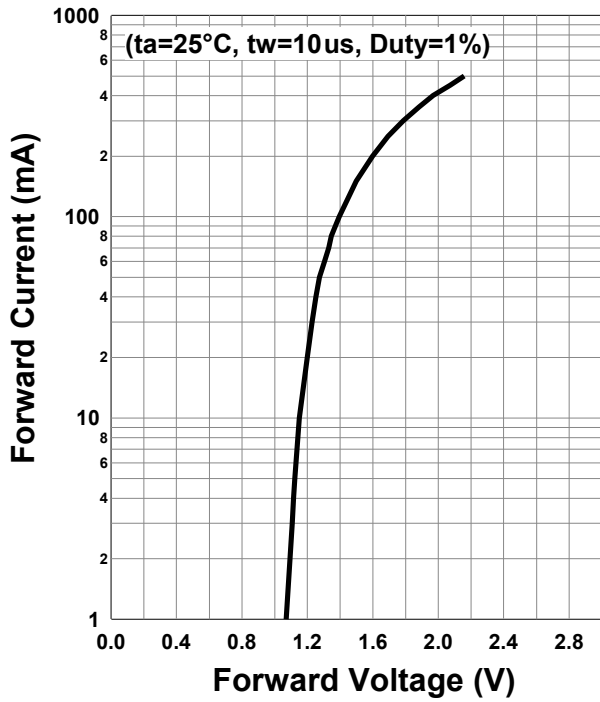


Relative Spectral Emission

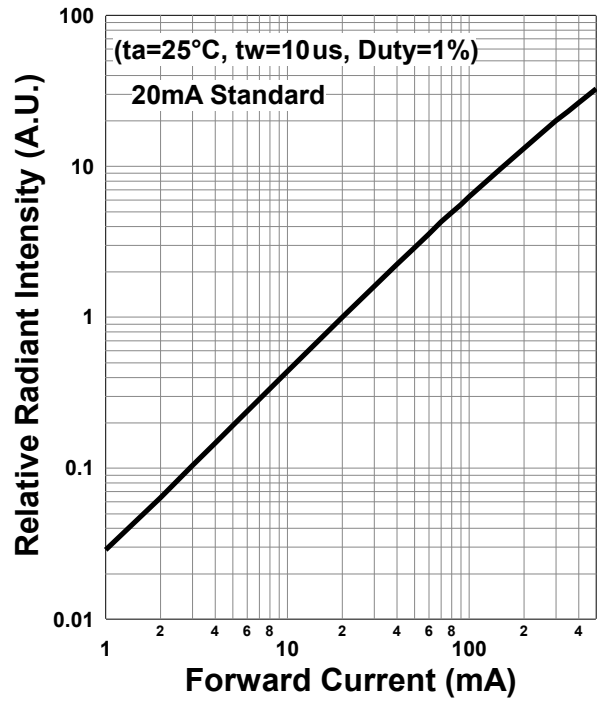


910nm

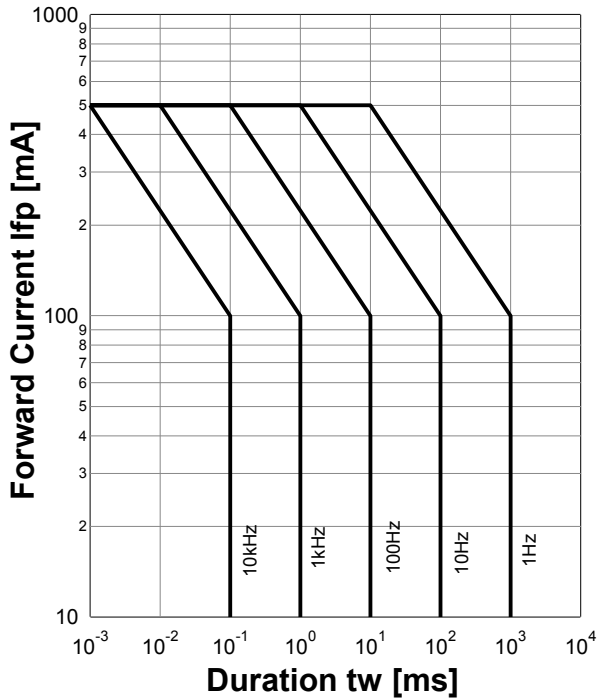
Forward Current - Forward Voltage



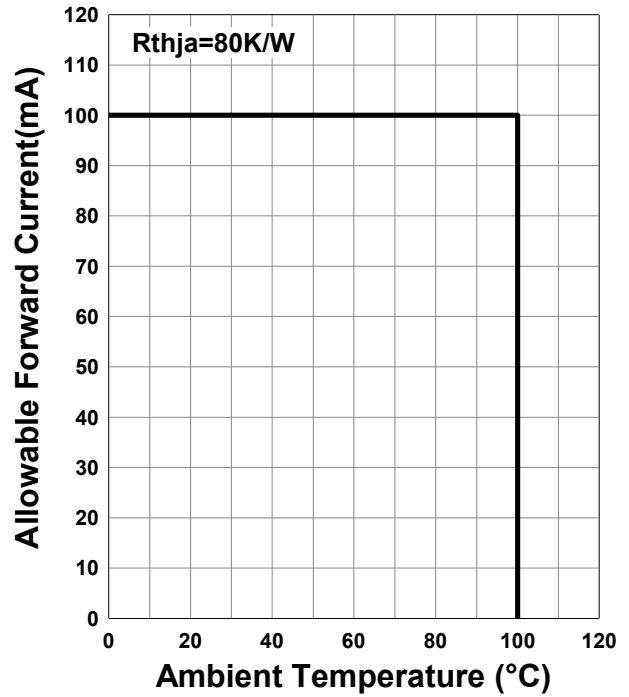
Relative Radiant Intensity - Forward Current



Forward Current - Pulse Duration

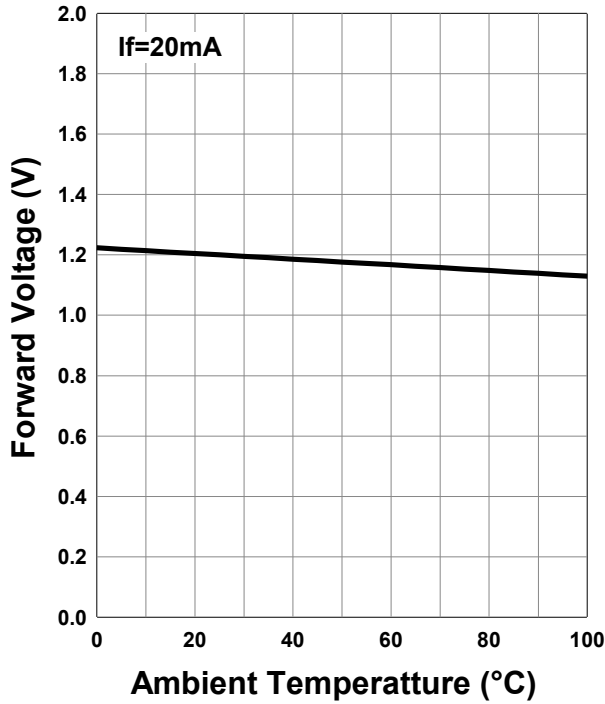


Allowable Forward Current - Ambient Temperature

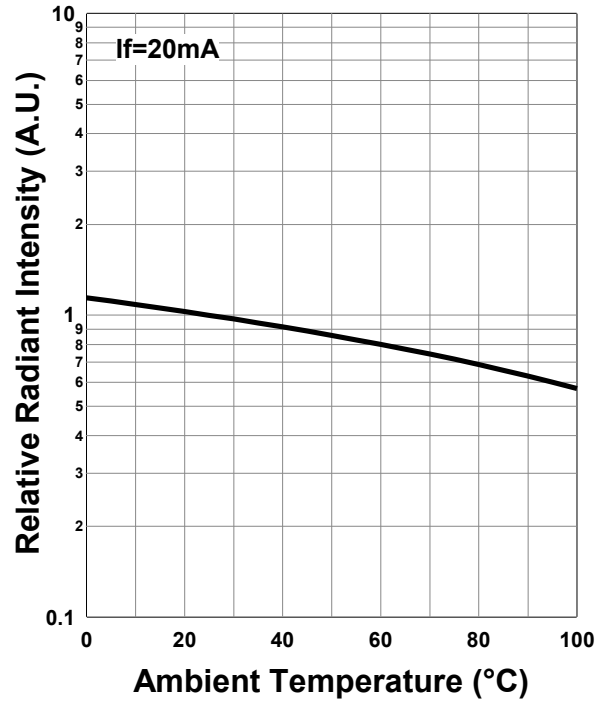


910nm

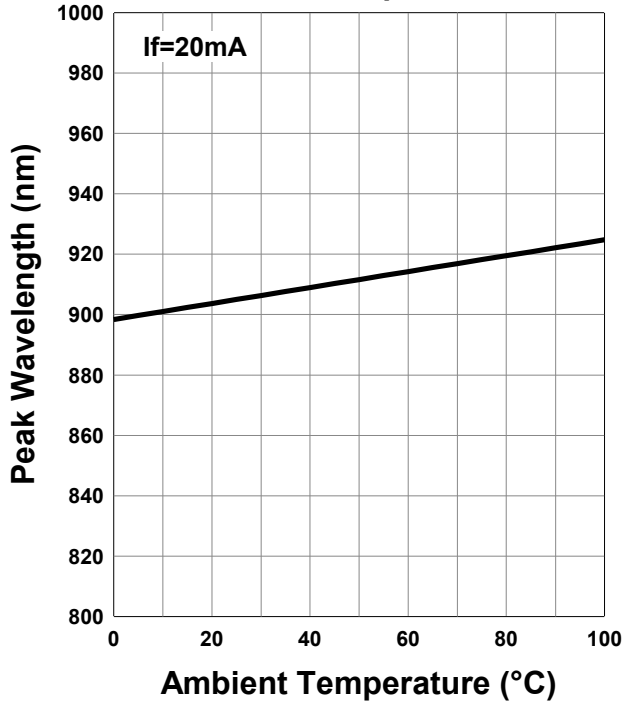
Forward Voltage - Ambient Temperature



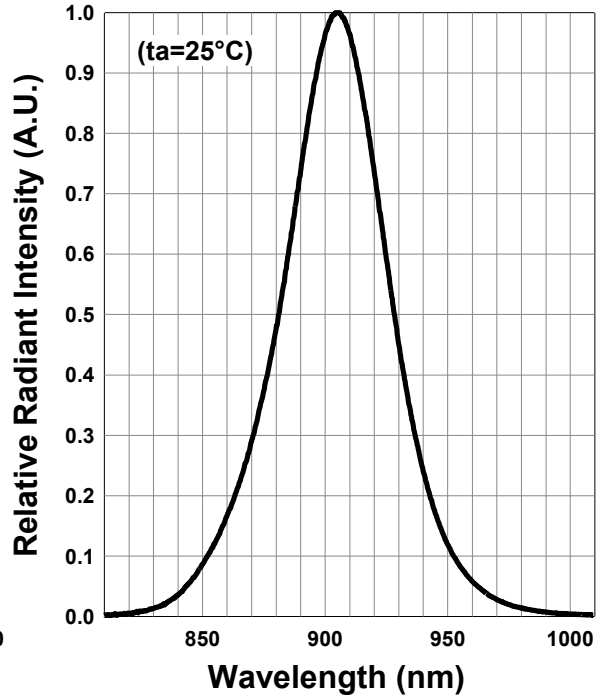
Relative Radiant Intensity - Ambient Temperature



Peak Wavelength - Ambient Temperature

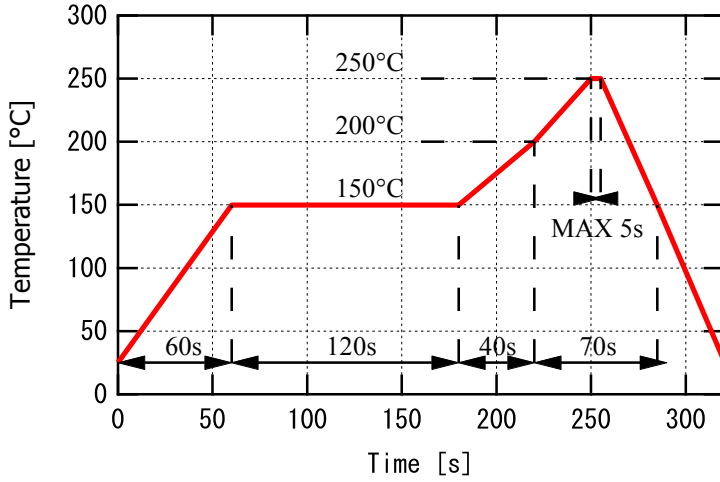


Relative Spectral Emission

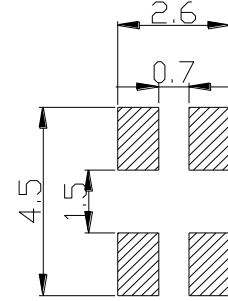


SMD Application

IR-Reflow Soldering Profile for lead free soldering



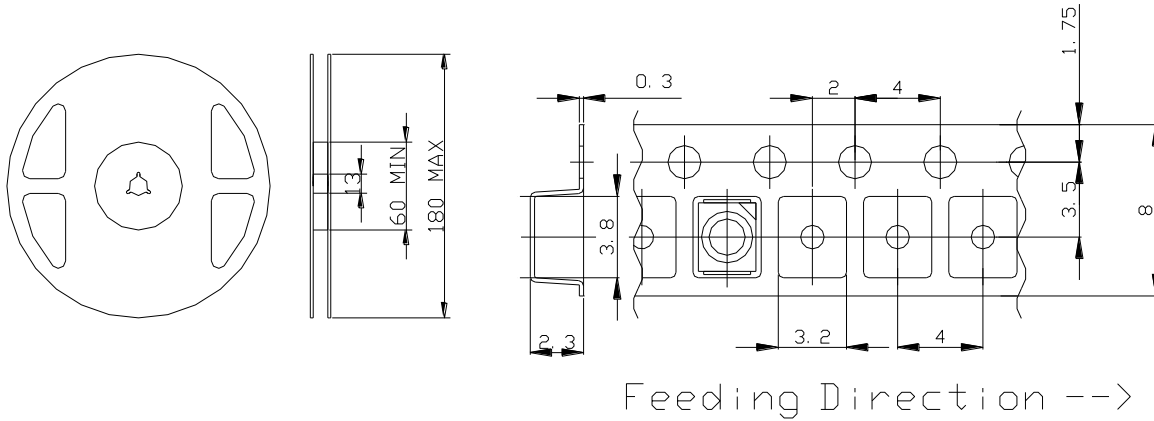
Recommended Land Layout (Unit:mm)



Don't put stress on SMD and a circuit board after soldering.

SMD Packing

Tape and Reel Dimensions (Unit:mm)



Wrapping

Moisture barrier bag aluminum laminated film with a desiccant to keep out the moisture absorption during the transportation and storage.

SMD LED STORAGE AND HANDLING PRECAUTIONS

< Storage Conditions before Opening a Moisture-Barrier Aluminum Bag >

- Before opening a moisture-barrier aluminum bag, please store it at <30°C, <60%RH. Please note that the maximum shelf life is 12 months under these conditions.

< Storage Conditions after Opening a Moisture-Barrier Aluminum Bag >

- After opening a moisture-barrier aluminum bag, store the aluminum bag and silica gel in a desiccator.
- After opening the bag, please solder the LEDs within 72 hours in a room with 5 - 30°C, <50%RH.
- Please put any unused, remaining LEDs and silica gel back in the same aluminum bag and then vacuum-seal the bag.
- It is recommended to keep the re-sealed bag in a desiccator at <30%RH.

< Notes about Re-sealing a Moisture-Barrier Aluminum Bag >

- When vacuum-sealing an opened aluminum bag, if you find the moisture-indicator of the silica gel has changed to pink from blue (indicating a relative humidity of 30 % or more), please do not use the unused LEDs, the aluminum bag, or the silica gel.

< Notes about Opening a Re-sealed Moisture-Barrier Aluminum Bag >

- When opening a vacuumed and re-sealed aluminum bag in order to use the remaining LEDs stored in the bag, if you find that the moisture-indicator of the silica has changed to pink, please do not use the LEDs.

※The 72-hour-long floor life does not include the time while LEDs are stored in the moisture-barrier aluminum bag.

However, we strongly recommend to solder the LEDs as soon as possible after opening the aluminum bag.

Disclaimer

Product specifications and data shown in this product catalog are subject to change without notice for the purposes of improving product performance, reliability, design, or otherwise.

Product data and parameters in this catalog are typical values based on reasonably up-to-date measurements. Product data and parameters may vary by user application and over time.

Products shown in this catalog are intended to be used for general electronic equipment. Products are not guaranteed for applications where product malfunction or failure may cause personal injury or death, including but not limited to life-supporting / saving devices, medical devices, safety devices, airplanes, aerospace equipment, automobiles, traffic control systems, and nuclear reactor control systems.

2014.09