

SMT1300

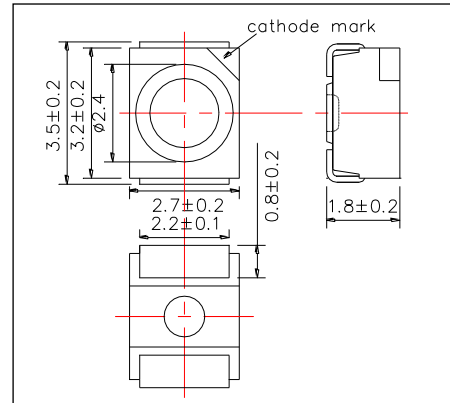
High Performance TOP NIR LED

SMT1300 consists of an InGaAsP LED mounted on the lead frame as TOP LED package. It is sealed with epoxy resin. It emits a spectral band of radiation at 1300nm.

<Specifications>

1. Product Name: TOP NIR LED
2. Type Number: SMT1300
3. Chip:
 - Chip Material: InGaAsP
 - Peak Wavelength: 1300nm
4. Package
 - Lead Frame Die: Silver Plated
 - Package Resin: PA6T
 - Lens: Epoxy or Solicone Resin

Outer Dimension (Unit:mm)



Absolute Maximum Ratings[Ta=25°C]			
Item	Symbol	Maximum Rated Value	Unit
Power Dissipation	PD	130	mW
Forward Current	IF	100	mA
Pulse Forward Current*	IFP	500	mA
Reverse Voltage	VR	5	V
Thermal Resistance	Rthja	80	K/W
Junction Temperature	Tj	120	°C
Operating Temperature	TOPR	-40 ~ +100	°C
Storage Temperature	TSTG	-40 ~ +100	°C
Soldering Temperature**	TSOL	250	°C

* Duty=1% and Pulse Width=10us.

**Soldering condition must be completed within 5 second at 250 °C.

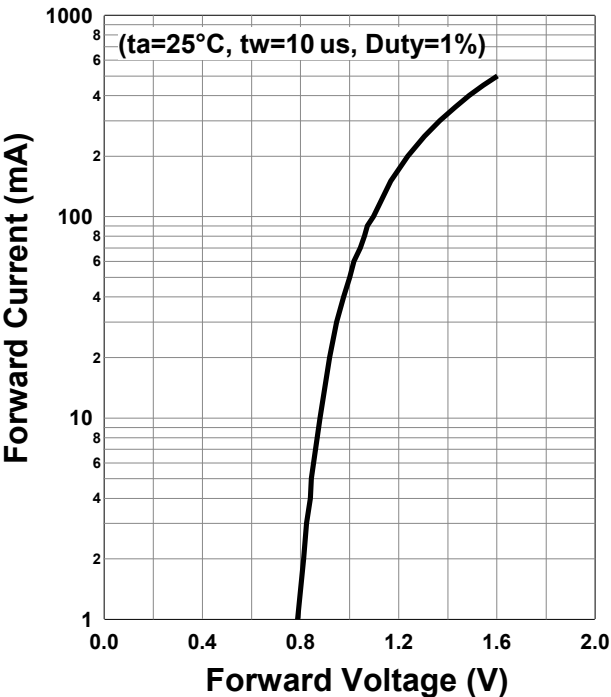
Electro-Optical Characteristics [Ta=25°C]						
Item	Symbol	Condition	Minimum	Typical	Maximum	Unit
Forward Voltage	VF	IF=50mA		1.0	1.3	V
	VFP	IFP=500mA		1.6		
Radiated Power*	PO	IF=50mA		5		mW
		IFP=500mA		24		
Radiant Intensity**	IE	IF=50mA		3.8		mW/sr
		IFP=500mA		18		
Peak Wavelength	λ_P	IF=50mA	1250	1300	1350	nm
Half Width	$\Delta\lambda$	IF=50mA		86		nm
Viewing Half Angle	$\theta_{1/2}$	IF=50mA		± 61		deg
Rise Time	tr	IF=50mA		-		ns
Fall Time	tf	IF=50mA		-		ns

* Measured by G8370-85

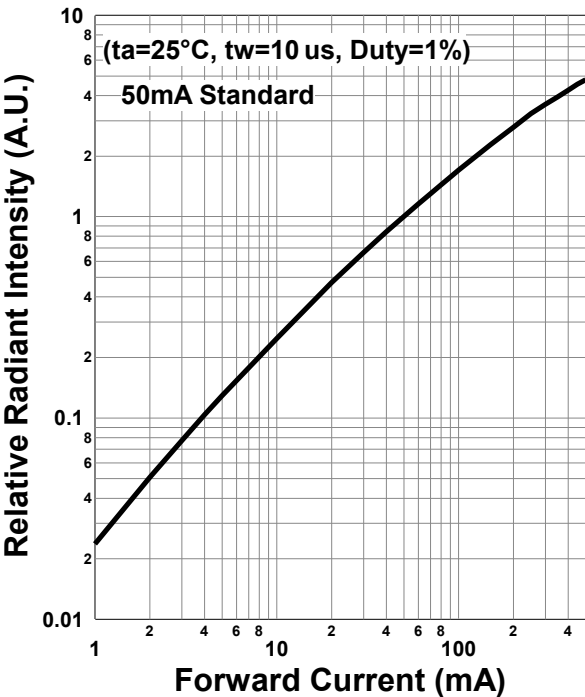
** Measured by Ando Optical Multi Meter AQ2140 & AQ2743



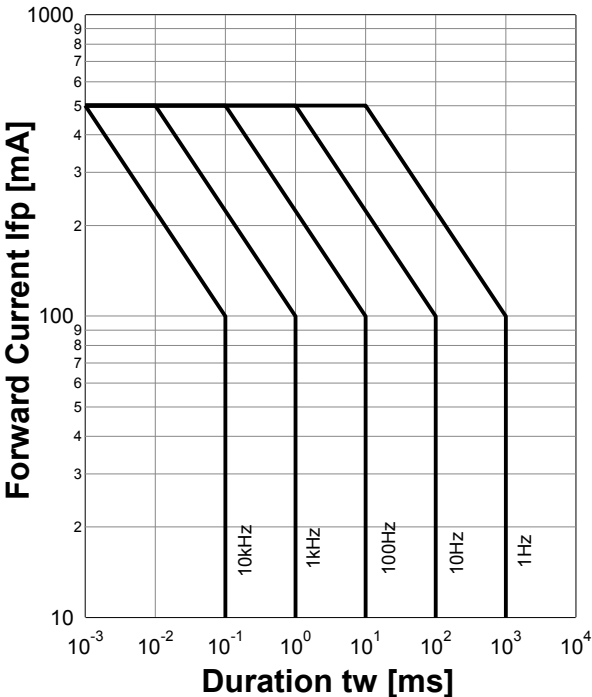
Forward Current - Forward Voltage



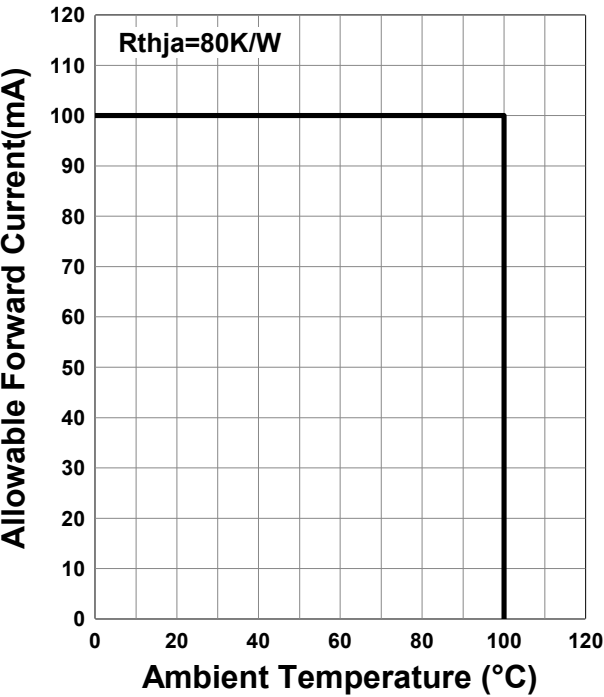
Relative Radiant Intensity - Forward Current

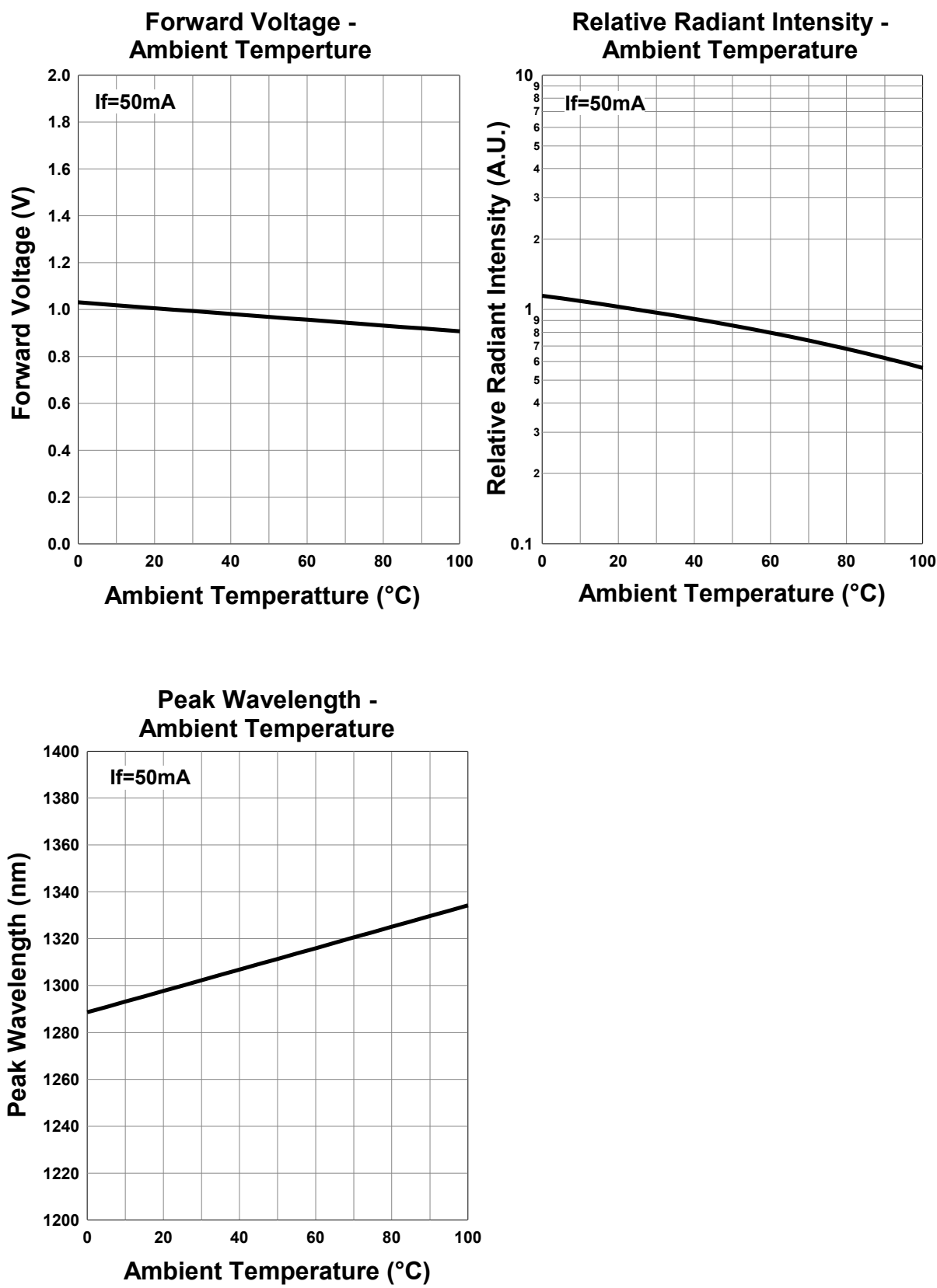


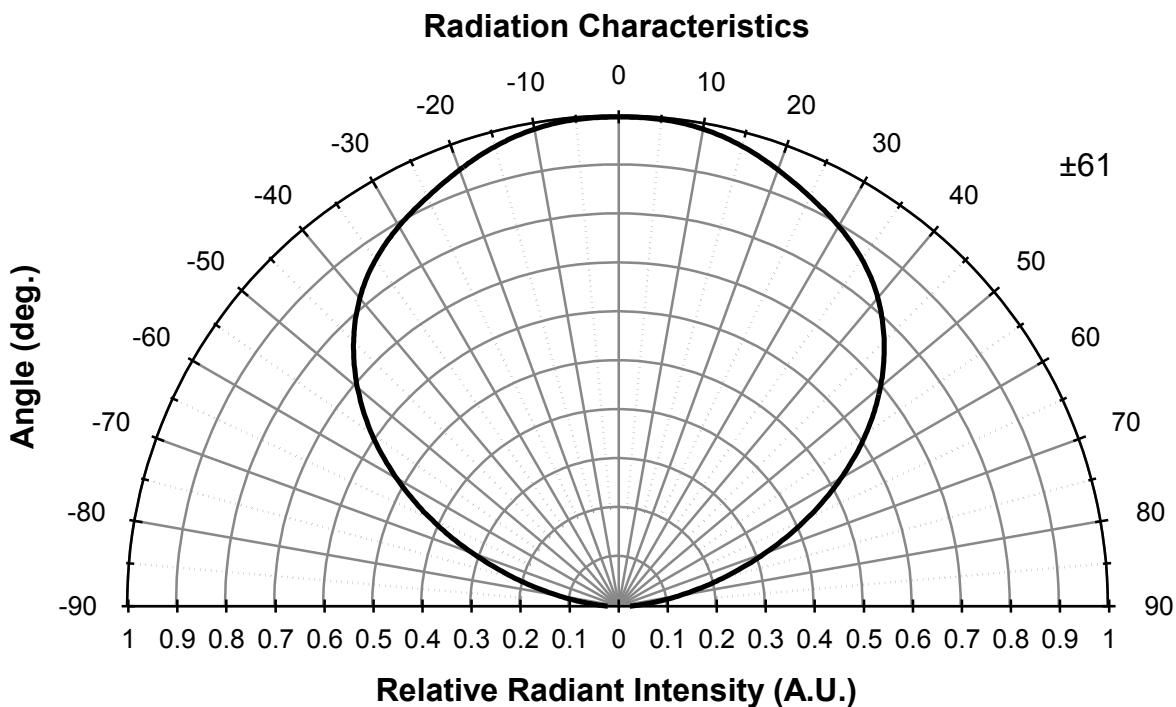
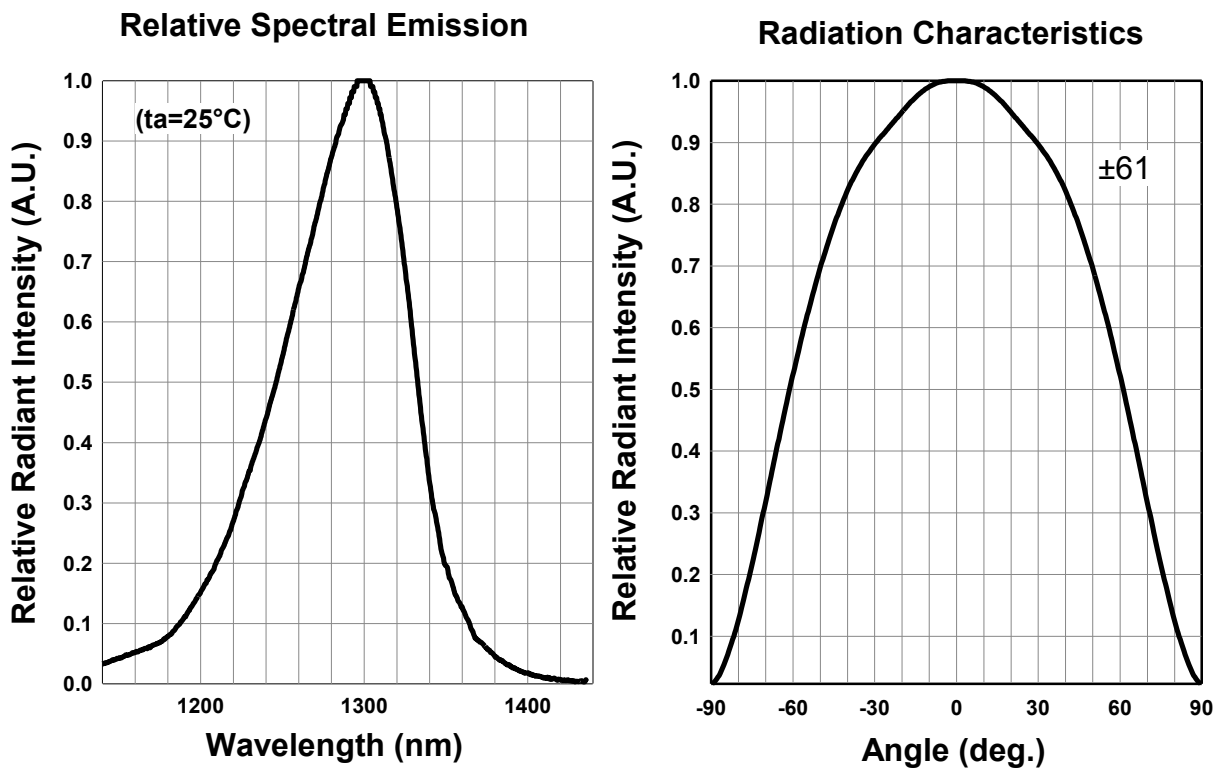
Forward Current - Pulse Duration



Allowable Forward Current - Ambient Temperature



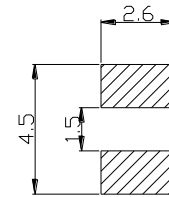
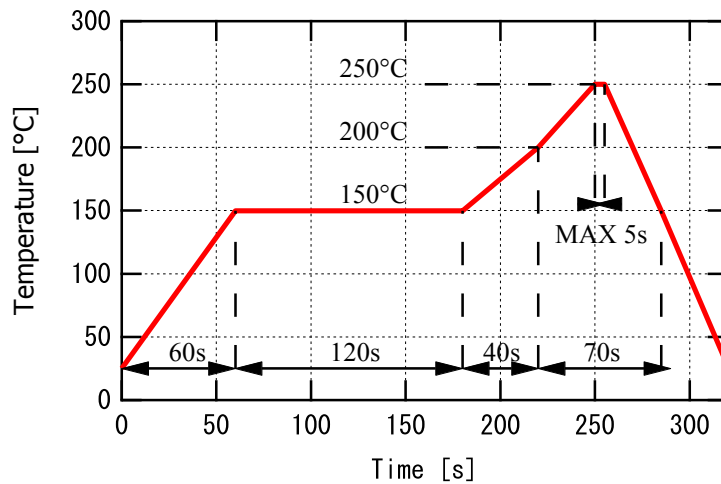




SMD Application

IR-Reflow Soldering Profile for lead free soldering

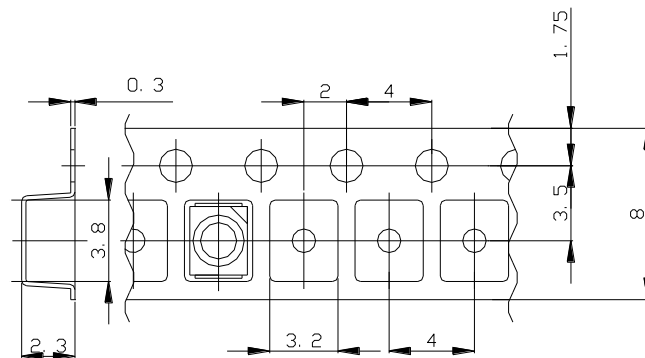
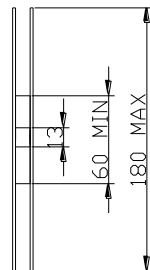
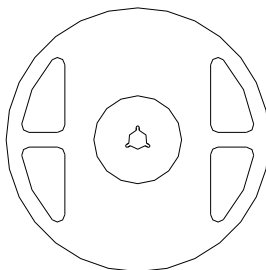
Recommended Land Layout (Unit: mm)



Don't put stress on SMD and a circuit board after soldering.

SMD Packing

Tape and Reel Dimensions (Unit: mm)



Feeding Direction -->

Wrapping

Moisture barrier bag aluminum laminated film with a desiccant to keep out the moisture absorption during the transportation and storage.

SMD LED STORAGE AND HANDLING PRECAUTIONS

<Storage Conditions before Opening a Moisture-Barrier Aluminum Bag>

- Before opening a moisture-barrier aluminum bag, please store it at <30°C, <60%RH. Please note that the maximum shelf life is 12 months under these conditions.

<Storage Conditions after Opening a Moisture-Barrier Aluminum Bag>

- After opening a moisture-barrier aluminum bag, store the aluminum bag and silica gel in a desiccator.
- After opening the bag, please solder the LEDs within 72 hours in a room with 5 - 30°C, <50%RH.
- Please put any unused, remaining LEDs and silica gel back in the same aluminum bag and then vacuum-seal the bag.
- It is recommended to keep the re-sealed bag in a desiccator at <30%RH.

<Notes about Re-sealing a Moisture-Barrier Aluminum Bag>

- When vacuum-sealing an opened aluminum bag, if you find the moisture-indicator of the silica gel has changed to pink from blue (indicating a relative humidity of 30 % or more), please do not use the unused LEDs, the aluminum bag, or the silica gel.

<Notes about Opening a Re-sealed Moisture-Barrier Aluminum Bag>

- When opening a vacuumed and re-sealed aluminum bag in order to use the remaining LEDs stored in the bag, if you find that the moisture-indicator of the silica has changed to pink, please do not use the LEDs.

※The 72-hour- long floor life does not include the time while LEDs are stored in the moisture-barrier aluminum bag.

However, we strongly recommend to solder the LEDs as soon as possible after opening the aluminum bag.

Disclaimer

Product specifications and data shown in this product catalog are subject to change without notice for the purposes of improving product performance, reliability, design, or otherwise.

Product data and parameters in this catalog are typical values based on reasonably up-to-date measurements. Product data and parameters may vary by user application and over time.

Products shown in this catalog are intended to be used for general electronic equipment. Products are not guaranteed for applications where product malfunction or failure may cause personal injury or death, including but not limited to life-supporting / saving devices, medical devices, safety devices, airplanes, aerospace equipment, automobiles, traffic control systems, and nuclear reactor control systems.

2014.09