

# L365V-66-16100-110 Flat Lens Type UV Light Illuminator

L365V-66-16100-110 is composed of 1.1mm\*1.1mm high current drive AlGaIn die by 16pcs and mounted on a metal stem TO-66 and covered with Flat Glass Cap.

It is designed for extremely high output power illuminator assembled.

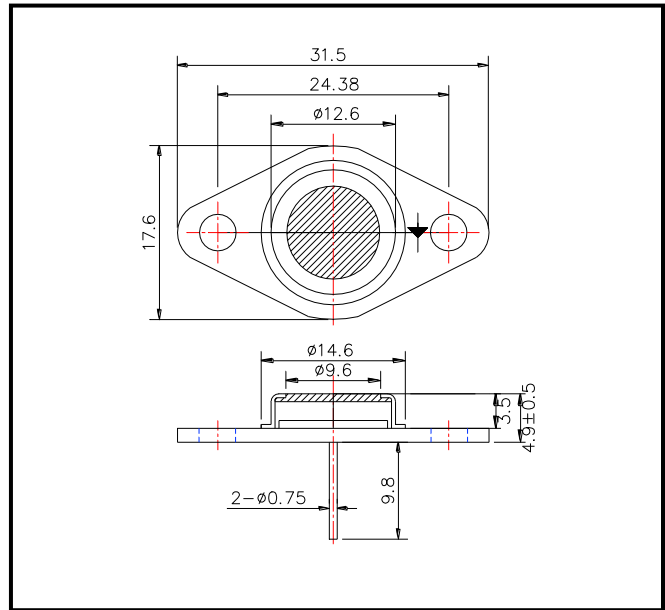
◆ Features

- 1) High Current Use
- 2) High Reliability
- 3) High output power at 365nm

◆ Specifications

- 1) Product name UV Light Illuminator
- 2) Spec. No. L365V-66-16100-110
- 3) Chip
  - (1) Material AlGaIn
  - (2) Chip Dimension 1.1mm\*1.1mm
  - (3) Chip Number 16pieces
  - (4) Peak wavelength 365nm
- 4) Package
  - (1) Stem TO-66 stem
  - (2) Lens Flat Glass cap

◆ Outer dimension (Unit: mm)



◆ Absolute Maximum Ratings

Item	Symbol	Maximum Rated Value	Unit	Ambient Temperature
Power Dissipation	P <sub>D</sub>	30	W	T <sub>a</sub> =25°C
Forward Current	I <sub>F</sub>	2	A	T <sub>a</sub> =25°C
Reverse Voltage	V <sub>R</sub>	20	V	T <sub>a</sub> =25°C
Operating Temperature	T <sub>OPR</sub>	-30 ~ +80	°C	
Storage Temperature	T <sub>STG</sub>	-30 ~ +100	°C	
Soldering Temperature	T <sub>SOL</sub>	265	°C	

‡Soldering condition: Soldering condition must be completed within 3 seconds at 265°C

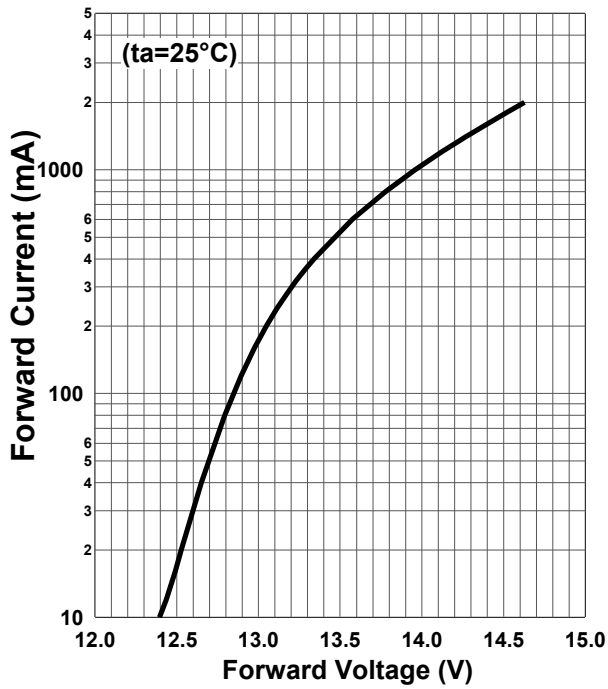
◆ Electro-Optical Characteristics [T<sub>a</sub>=25°C]

Item	Symbol	Condition	Minimum	Typical	Maximum	Unit
Forward Voltage	V <sub>F</sub>	I <sub>F</sub> =2A		14.8		V
Radiated Power	P <sub>O</sub>	I <sub>F</sub> =2A		4000		mW
Peak Wavelength	λ <sub>P</sub>	I <sub>F</sub> =2A	360	365	370	nm
Half Width	Δλ	I <sub>F</sub> =2A		11		nm
Viewing Half Angle	θ <sub>1/2</sub>	I <sub>F</sub> =100mA		±52		deg.

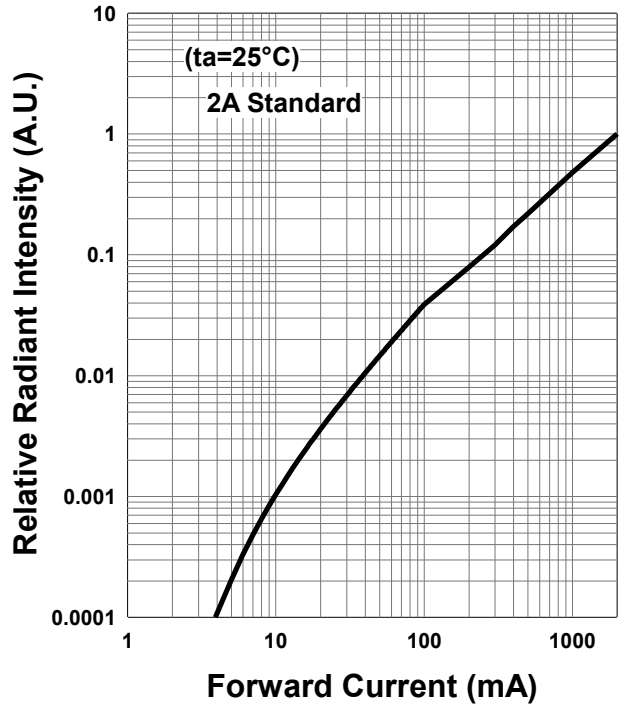
‡Radiated Power is measured by S3584-08.

‡Radiant Intensity is measured by Tektronix J-6512.

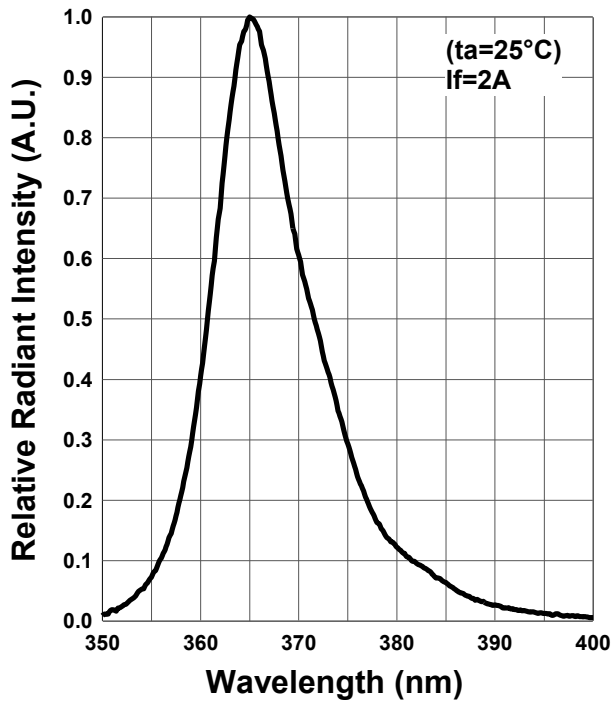
**Forward Current - Forward Voltage**



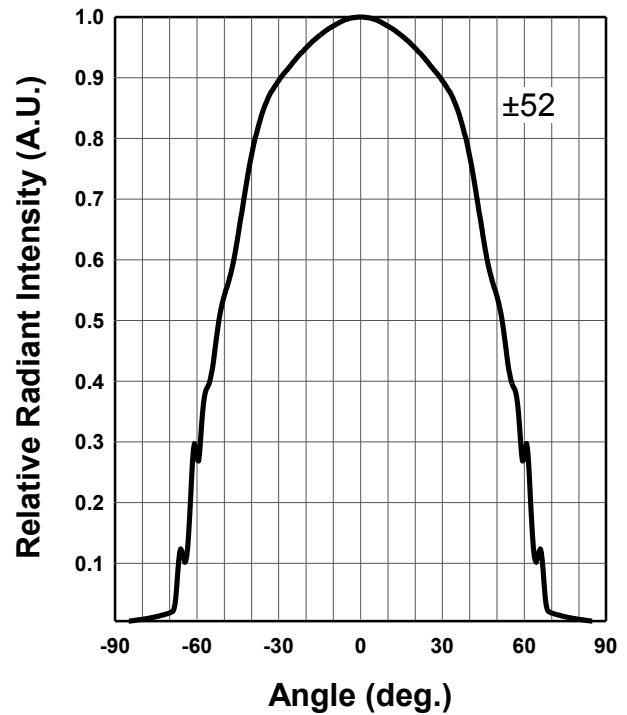
**Relative Radiant Intensity - Forward Current**



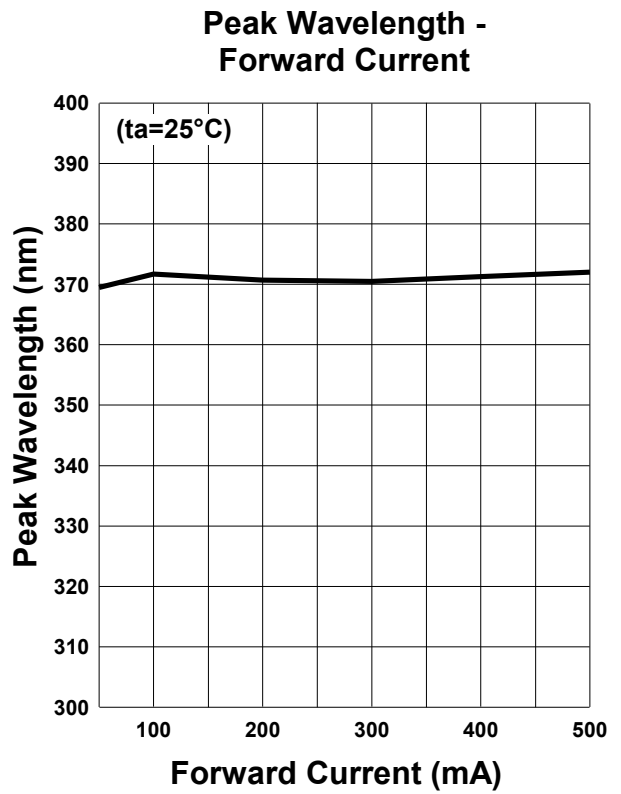
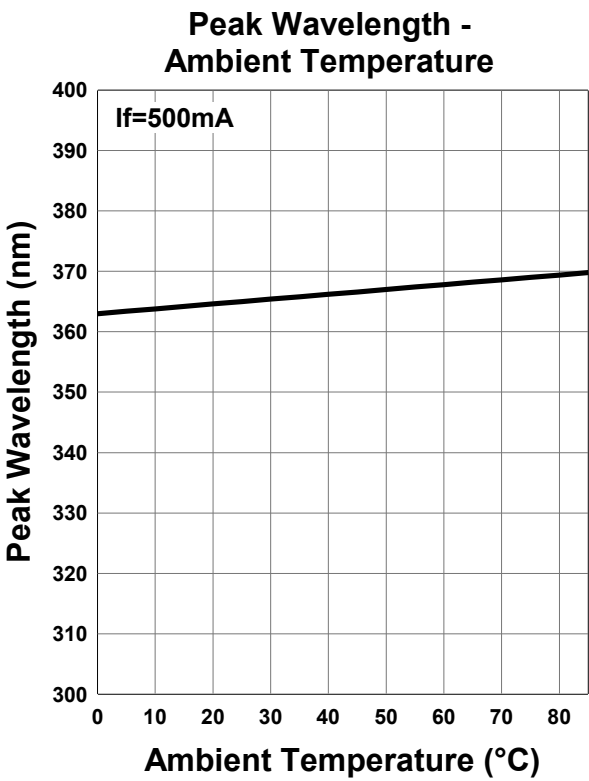
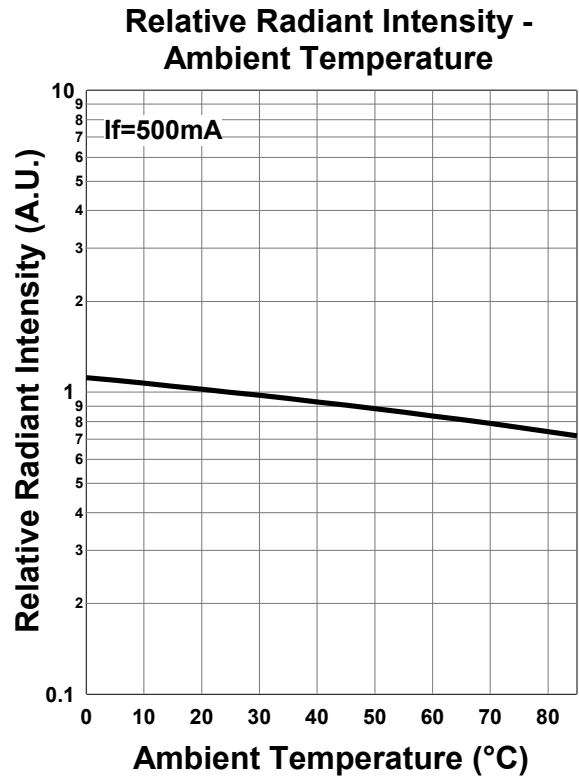
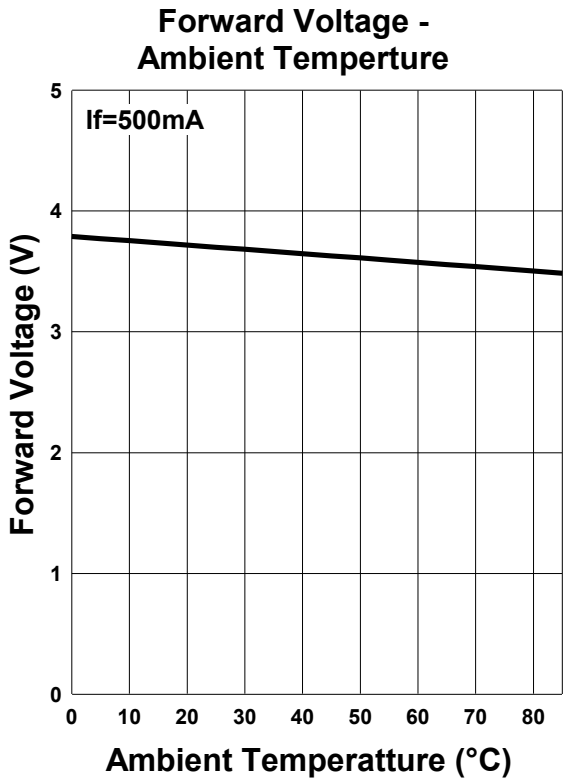
**Relative Spectral Emission**



**Radiation Characteristics**



\*The data below shows the characteristics of one representative TO-66 chip.



**Disclaimer**

Product specifications and data shown in this product catalog are subject to change without notice for the purposes of improving product performance, reliability, design, or otherwise.

Product data and parameters in this catalog are typical values based on reasonably up-to-date measurements. Product data and parameters may vary by user application and over time.

Products shown in this catalog are intended to be used for general electronic equipment. Products are not guaranteed for applications where product malfunction or failure may cause personal injury or death, including but not limited to life-supporting / saving devices, medical devices, safety devices, airplanes, aerospace equipment, automobiles, traffic control systems, and nuclear reactor control systems.