

## HU01C365V-175R-C


### Ultra High Power UV Array

HU01C365V-175R-C is InGaN LED mounted on copper PCB with a Water Cooling Unit. These devices are available to be operated and 4.0W/cm<sup>2</sup> at IF=500mA.

<Specifications>

1. Product Name: Ultra High Power UV Array
2. Type Number: HU01C365V-175R-C
3. Chip:
  - Chip Material: InGaN on Si substrate
  - Chip Number: 175pcs
  - Peak Wavelength: 365nm typ.
4. Package
  - Radiation Area: 13mm(W)x100mm(L)
  - PCB: Copper(thickness=2mm)
  - Cooling Way: Water
  - Cover Plate: Quartz Glass
  - Gloss Weight: 820g

Outside



| Absolute Maximum Ratings |        |                     |      |                     |
|--------------------------|--------|---------------------|------|---------------------|
| Item                     | Symbol | Maximum Rated Value | Unit | Ambient Temperature |
| Power Dissipation        | PD     | 350                 | mW   | Tw=25°C             |
| Forward Current          | IF     | 500                 | mA   | Tw=25°C             |
| Reverse Voltage          | VR     | 5                   | V    |                     |
| Thermal Resistance*      | Rthja  | 0.05                | K/W  |                     |
| Operating Temperature    | TOPR   | +5 ~ +35            | °C   |                     |
| Storage Temperature      | TSTG   | -40 ~ +100          | °C   |                     |

\* Water Flow = 2L/min at 25°C

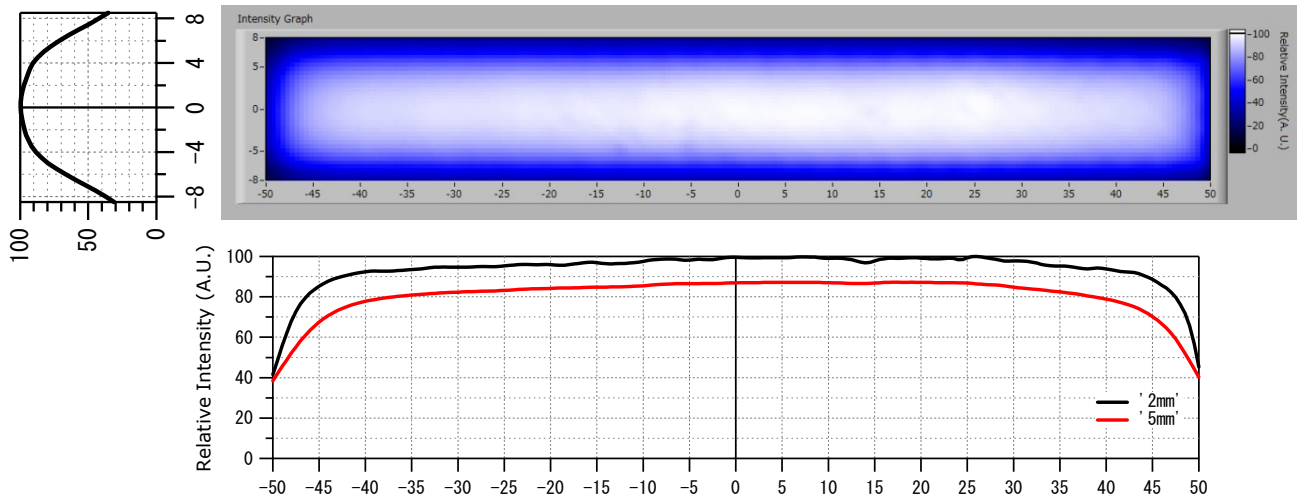
| Electro-Optical Characteristics[Tw=25°C] |        |               |         |         |         |                   |
|--|--------|---------------|---------|---------|---------|-------------------|
| Item                                     | Symbol | Condition     | Minimum | Typical | Maximum | Unit              |
| Forward Voltage                          | VF     | IF=350mAx25ch |         | 25      | 27      | V                 |
|  |        | IF=500mAx25ch |         | 26      |         | mW                |
| Radiated Power*                          | PO     | IF=350mAx25ch |         | 35      |         | mcd               |
|  |        | IF=500mAx25ch |         | 47      |         | nm                |
| Radiated Intensity**                     | Ee     | IF=500mA      | D=2mm   | 2.4     |         | nm                |
|  |        |               | D=5mm   | 2.1     |         | W/cm <sup>2</sup> |
|  |        |               | D=10mm  | 1.5     |         |                   |
| Peak Wavelength                          | λP     | IF=500mA      |         | 365     |         | ns                |
| Half Width                               | Δλ     | IF=500mA      |         | 11      |         | ns                |

\* Measured by S3584-08

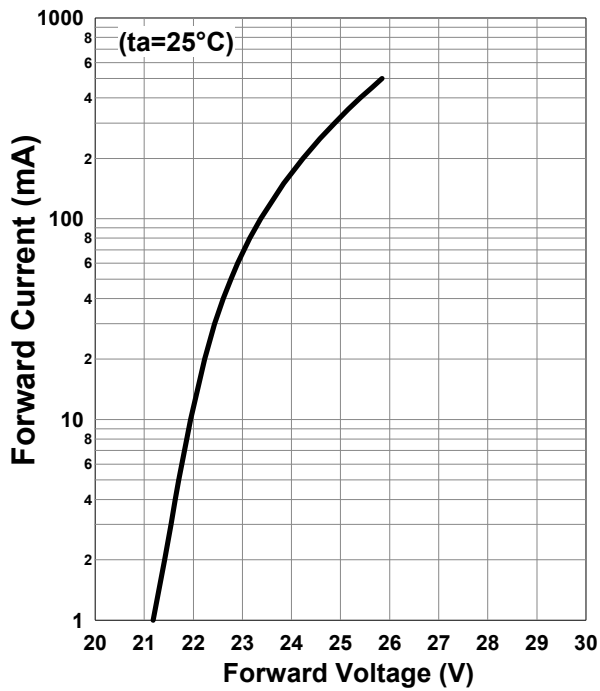
\*\* Measured by USHIO UTI-150-A.



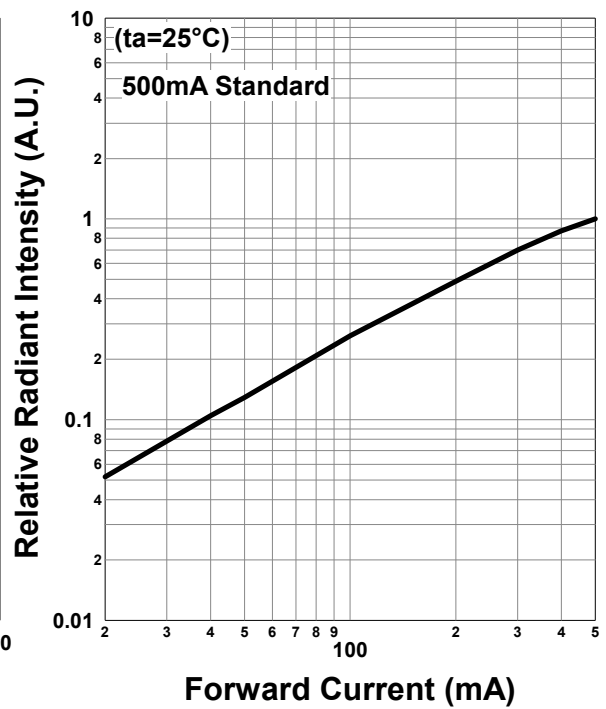
Distribution of Radiated Intensity (example)



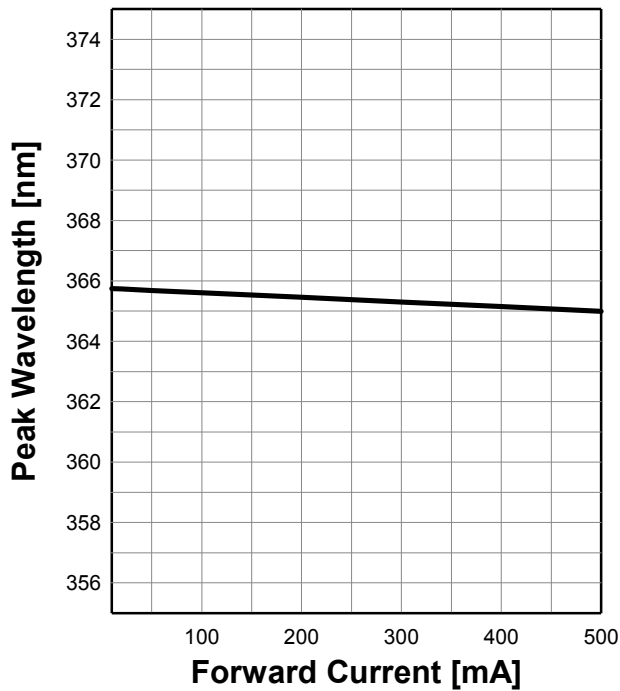
**Forward Current - Forward Voltage**



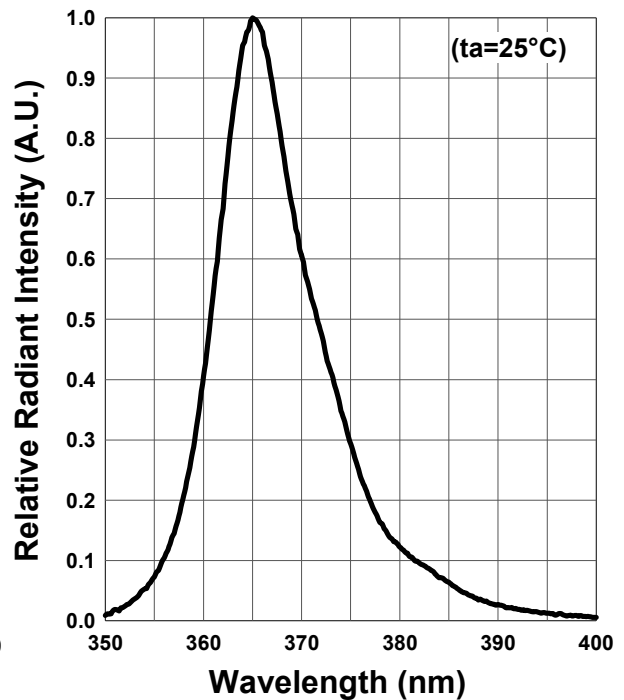
**Relative Radiant Intensity - Forward Current**



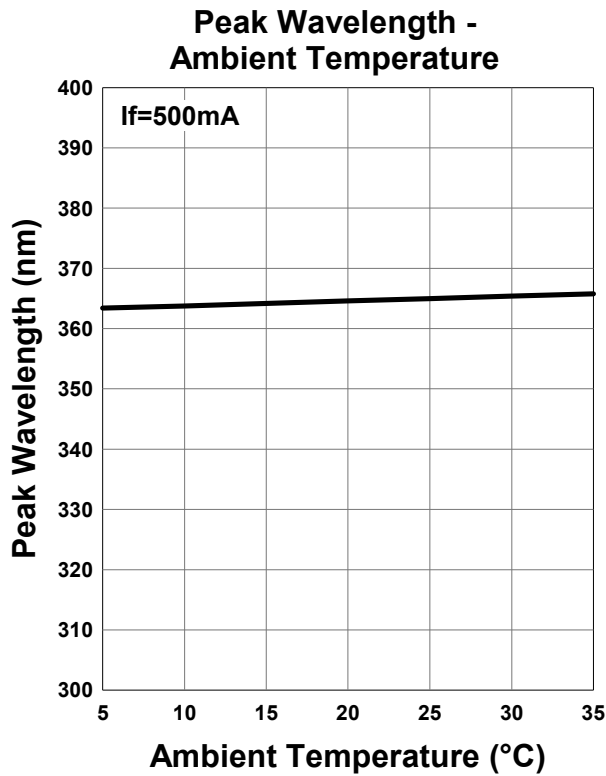
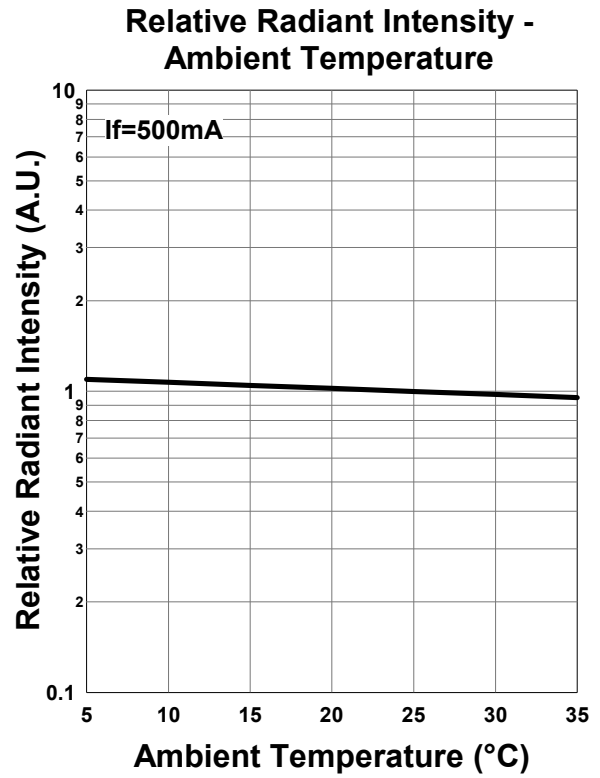
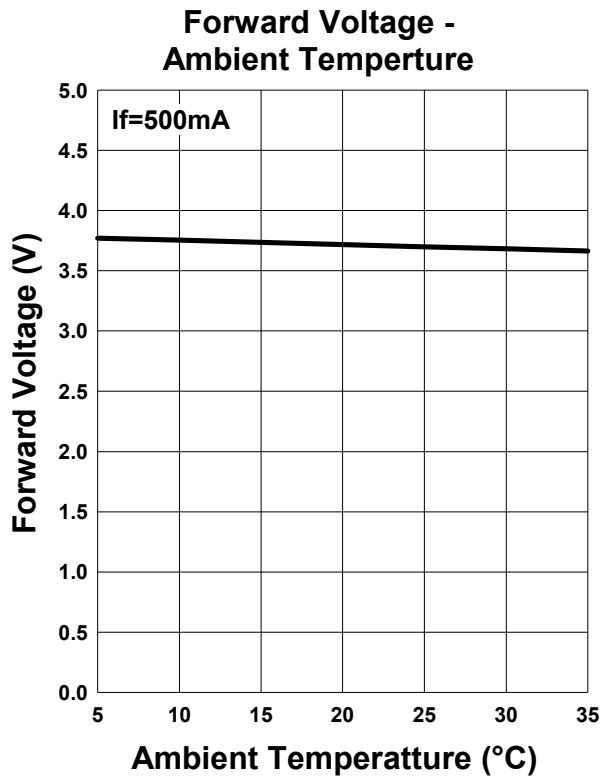
**Peak Wavelength - Forward Current**



**Relative Spectral Emission**



\*The data below shows the characteristics of one representative HU01C365V-175R-C chip.



**Disclaimer**

Product specifications and data shown in this product catalog are subject to change without notice for the purposes of improving product performance, reliability, design, or otherwise.

Product data and parameters in this catalog are typical values based on reasonably up-to-date measurements. Product data and parameters may vary by user application and over time.

Products shown in this catalog are intended to be used for general electronic equipment. Products are not guaranteed for applications where product malfunction or failure may cause personal injury or death, including but not limited to life-supporting / saving devices, medical devices, safety devices, airplanes, aerospace equipment, automobiles, traffic control systems, and nuclear reactor control systems.

2013.05