

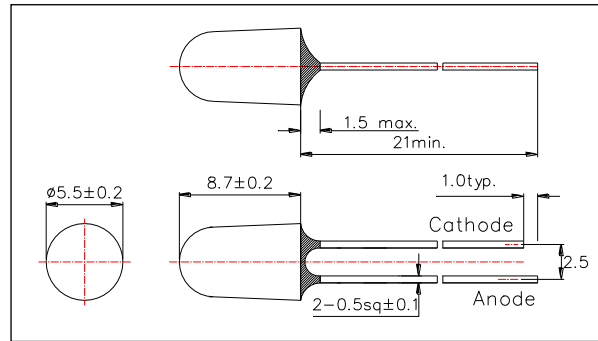
## L680-06AU Infrared LED Lamp

L680-06AU is an AlGaAs LED mounted on a lead frame with a clear epoxy lens. On forward bias, it emits a spectral band of radiation, which peaks at 680nm.

<Specifications>

1. Product Name: Infrared LED Lamp
2. Type Number: L680-06AU
3. Chip:
  - Chip material: AlGaAs
  - Peak Wavelength: 680nm typ.
4. Package
  - Type: Φ5mm clear molding
  - Resin Material: Epoxy Resin
  - Lead Frame: Soldered(Lead Free)

Outer Dimension (Unit:mm)



Absolute Maximum Ratings [Ta=25°C]			
Item	Symbol	Maximum Rated Value	Unit
Power Dissipation	PD	120	mW
Forward Current	IF	50	mA
Pulse Forward Current*	IFP	200	mA
Reverse Voltage	VR	5	V
Thermal Resistance	Rthja	200	K/W
Junction Temperature	Tj	120	°C
Operating Temperature	TOPR	-40 ~ +100	°C
Storage Temperature	TSTG	-40 ~ +100	°C
Soldering Temperature**	TSOL	250	°C

\* Duty=1% and Pulse Width=10μs.

\*\* Soldering condition must be completed within 5 second at 250 °C.

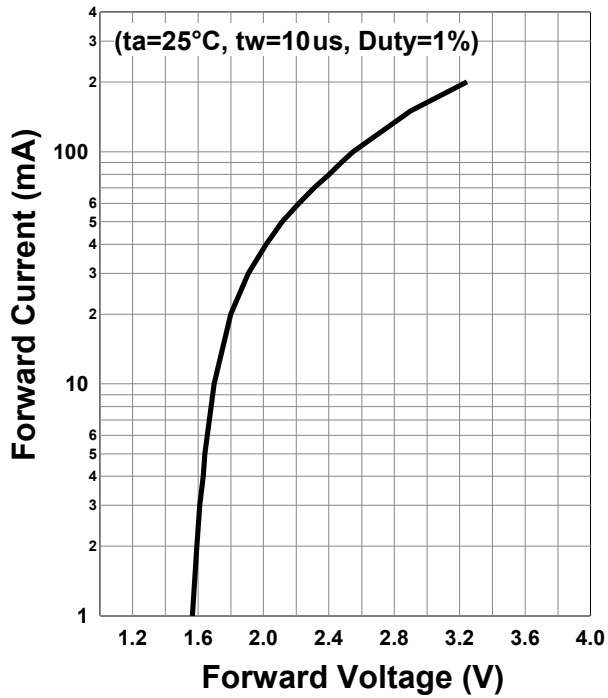
Electro-Optical Characteristics [Ta=25°C typ.]						
Item	Symbol	Condition	Minimum	Typical	Maximum	Unit
Forward Voltage	VF	IF=20mA		1.8	2.3	V
	VFP	IFP=200mA		3.3		
Radiated Power*	PO	IF=20mA		8		mW
		IFP=200mA		82		
Radiant Intensity**	IE	IF=20mA		35		mW/sr
		IFP=200mA		360		
Peak Wavelength	λP	IF=20mA	670	680	690	nm
Half Width	Δλ	IF=20mA		22		nm
Viewing Half Angle	θ1/2	IF=20mA		±7		Deg.
Rise Time	tr	IF=20mA		35		ns
Fall Time	tr	IF=20mA		30		ns

\* Measured by S3584-08

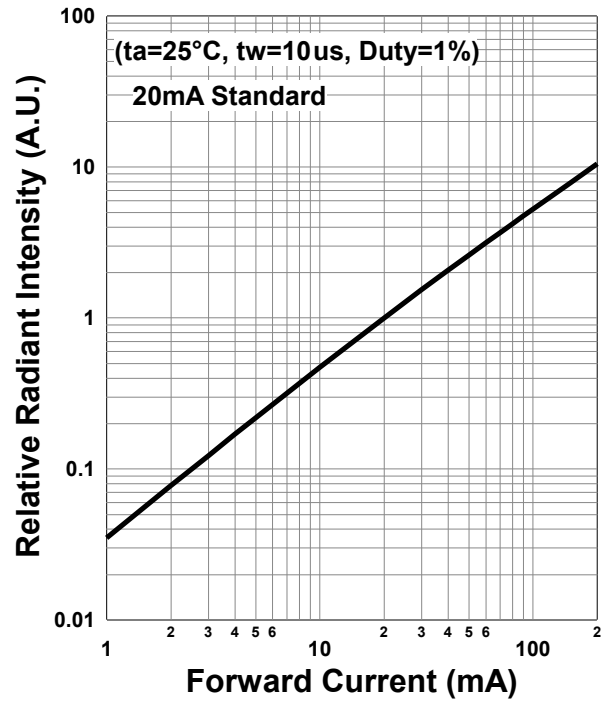
\*\* Measured by CIE127-2007 Condition B.



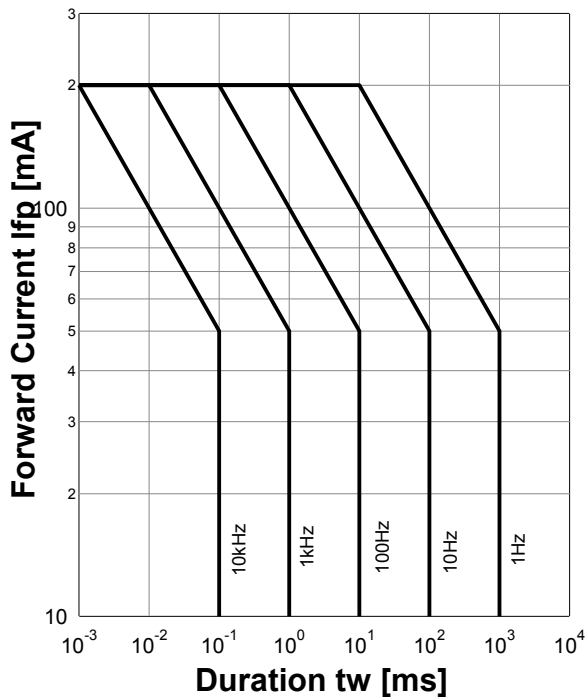
**Forward Current - Forward Voltage**



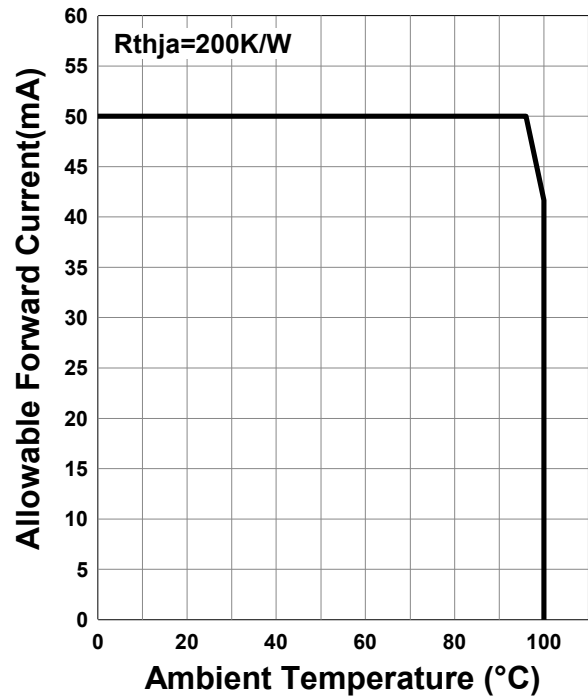
**Relative Radiant Intensity - Forward Current**

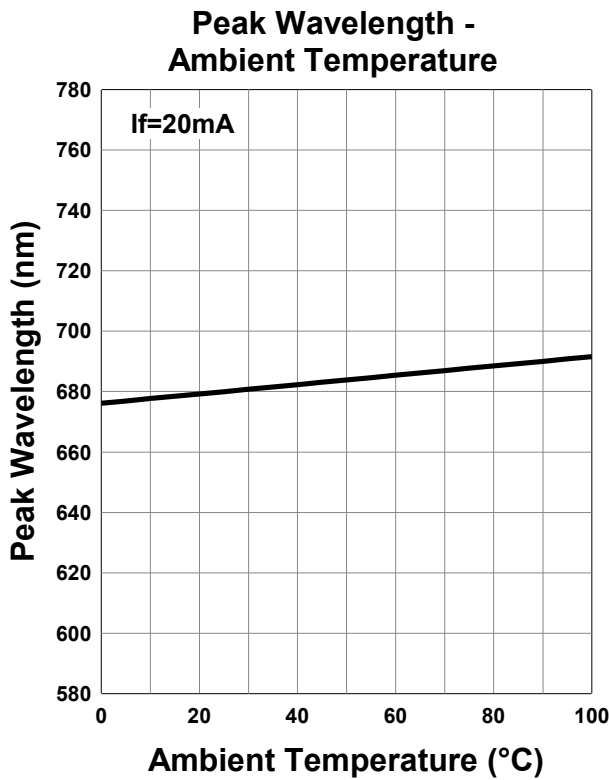
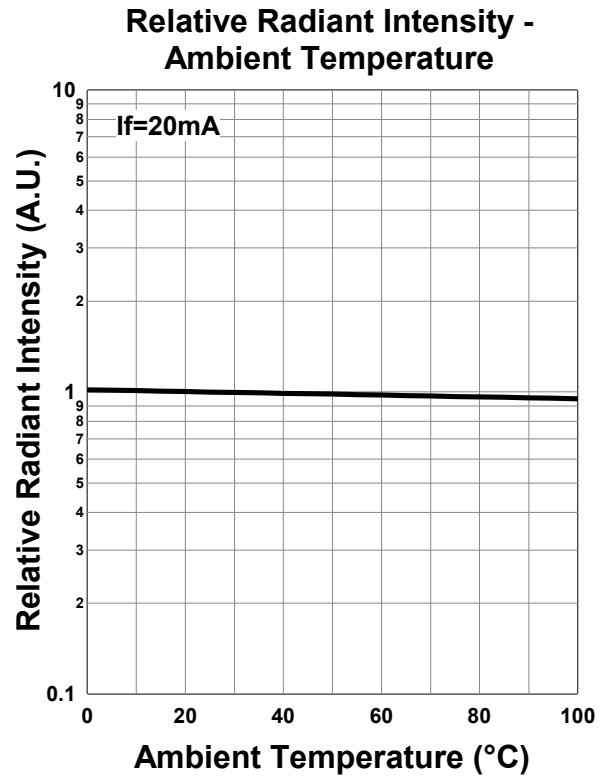
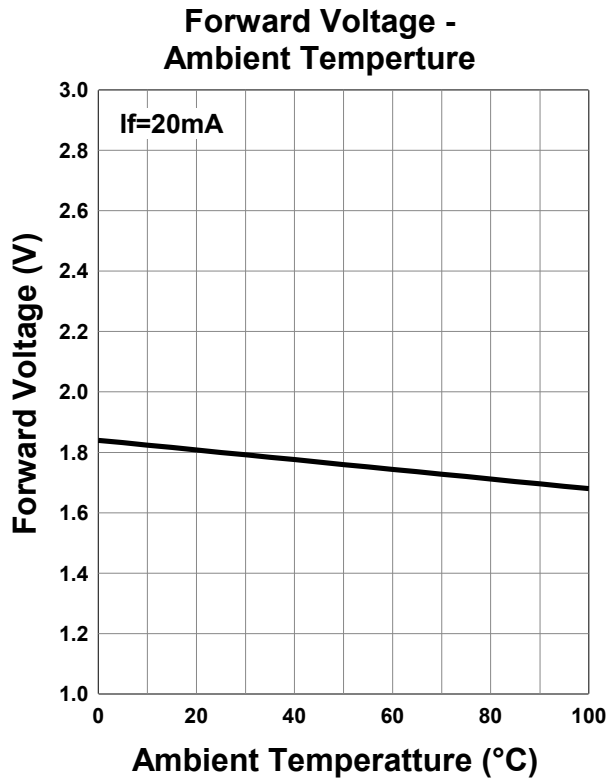


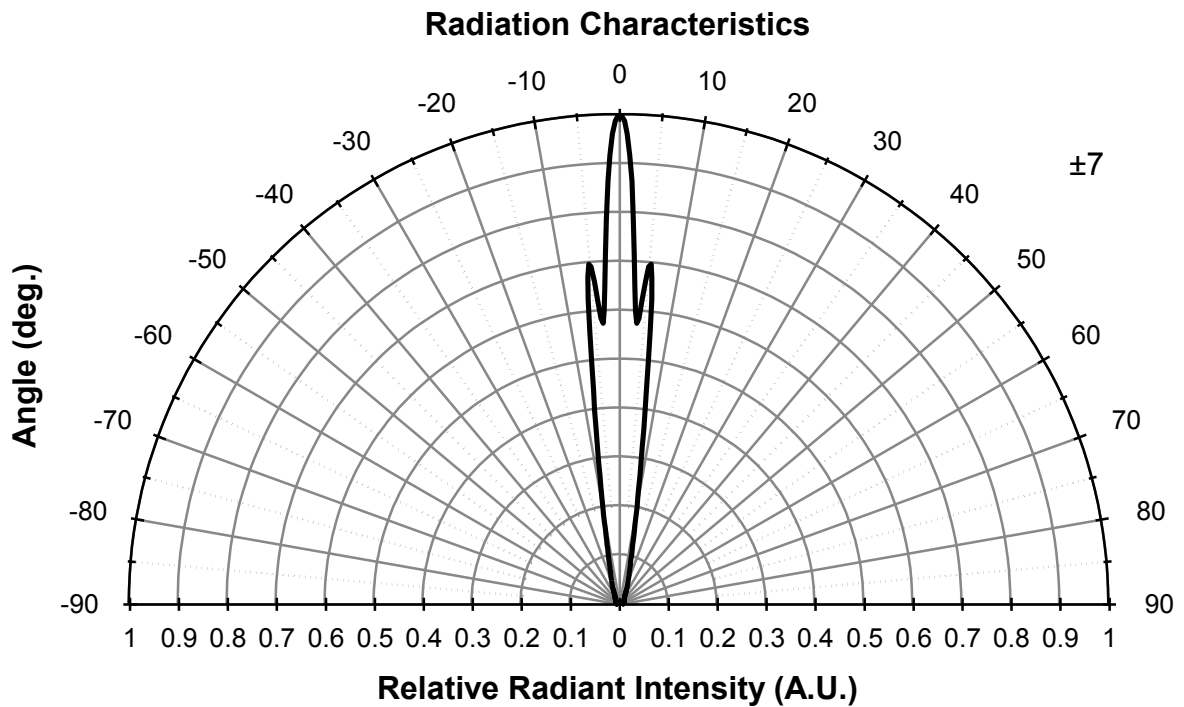
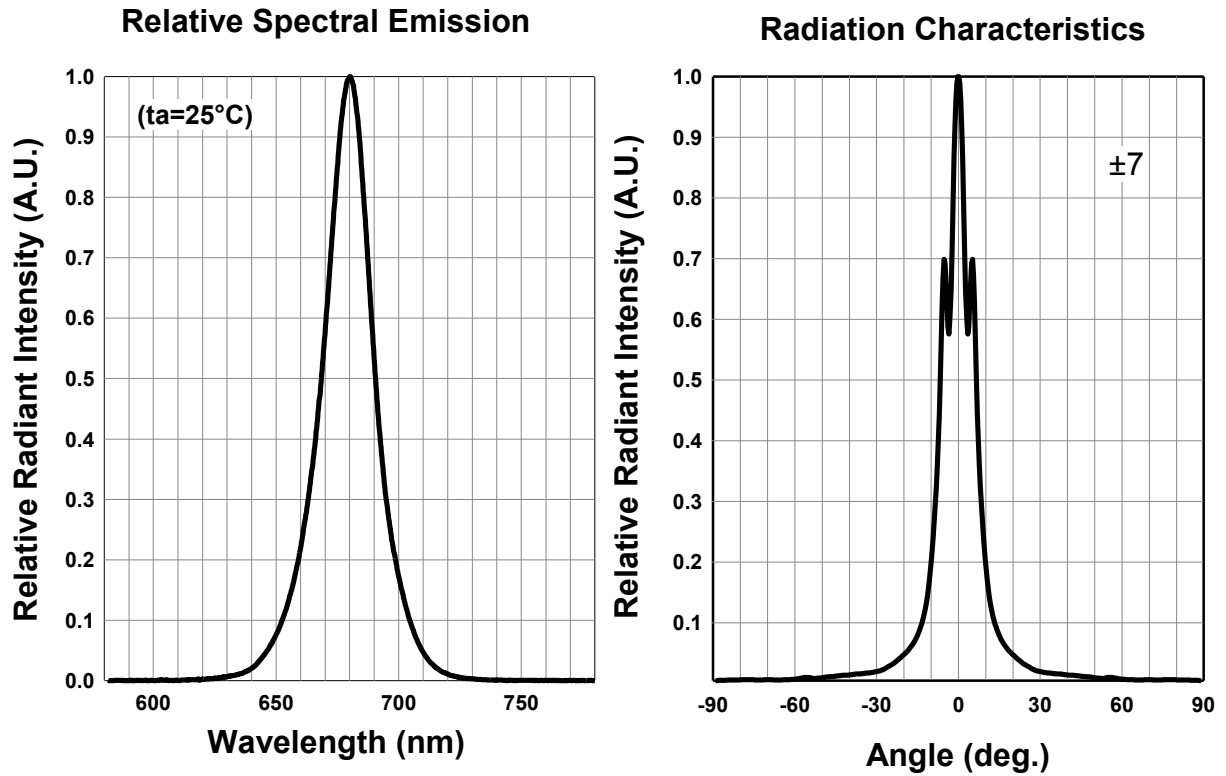
**Forward Current - Pulse Duration**



**Allowable Forward Current - Ambient Temperature**







**Disclaimer**

Product specifications and data shown in this product catalog are subject to change without notice for the purposes of improving product performance, reliability, design, or otherwise.

Product data and parameters in this catalog are typical values based on reasonably up-to-date measurements. Product data and parameters may vary by user application and over time.

Products shown in this catalog are intended to be used for general electronic equipment. Products are not guaranteed for applications where product malfunction or failure may cause personal injury or death, including but not limited to life-supporting / saving devices, medical devices, safety devices, airplanes, aerospace equipment, automobiles, traffic control systems, and nuclear reactor control systems.

2014.07