

L565-04U

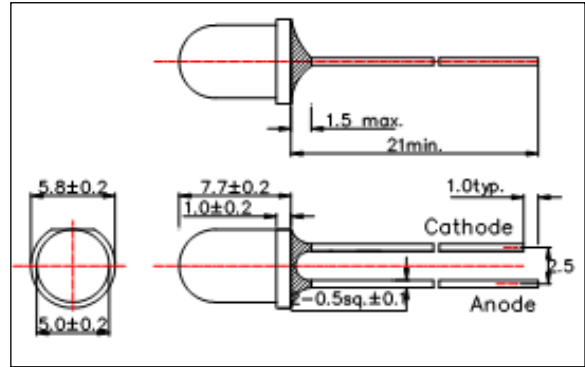
High Bright Green LED Lamp

L565-04U is an GaP LED mounted on a lead frame with a clear epoxy lens. On forward bias, it emits a special band of radiation, which peaks at 565nm.

<Specifications>

1. Product Name: Green LED Lamp
2. Type Number: L565-04U
3. Chip:
 - Chip material: GaP
 - Peak Wavelength: 565nm typ.
4. Package
 - Type: Φ5mm clear molding
 - Resin Material: Epoxy Resin
 - Lead Frame: Soldered(Lead Free)

Outer Dimension (Unit:mm)



Absolute Maximum Ratings [Ta=25°C]			
Item	Symbol	Maximum Rated Value	Unit
Power Dissipation	PD	130	mW
Forward Current	IF	50	mA
Pulse Forward Current*	IFP	100	mA
Reverse Voltage	VR	5	V
Thermal Resistance	Rthja	300	K/W
Junction Temperature	Tj	120	°C
Operating Temperature	TOPR	-40 ~ +100	°C
Storage Temperature	TSTG	-40 ~ +100	°C
Soldering Temperature**	TSOL	250	°C

* Duty=1% and Pulse Width=10μs.

** Soldering condition must be completed within 5 second at 250 °C.

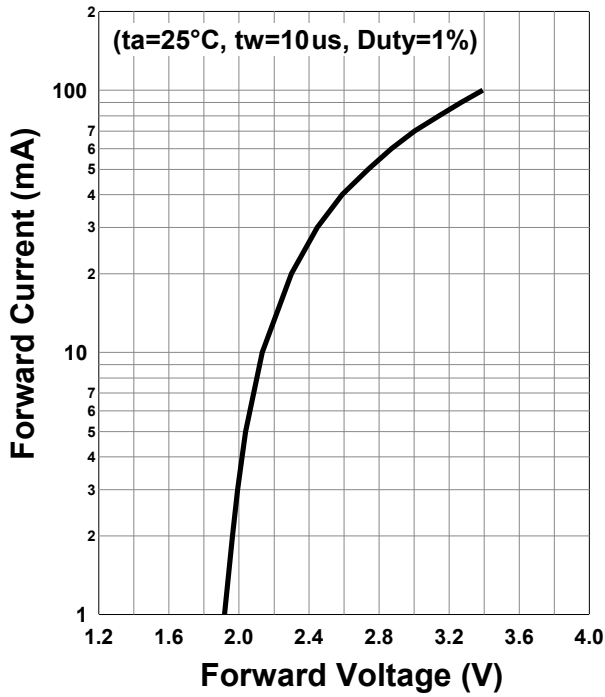
Electro-Optical Characteristics [Ta=25°C typ.]						
Item	Symbol	Condition	Minimum	Typical	Maximum	Unit
Forward Voltage	VF	IF=20mA		2.3	2.4	V
	VFP	IFP=100mA		3.4		
Radiated Power*	PO	IF=20mA		0.2		mW
		IFP=100mA		0.8		
Radiant Intensity**	IE	IF=20mA		0.5		mW/sr
		IFP=100mA		2.0		
Brightness	IV	IF=20mA		160		mcd
Peak Wavelength	λP	IF=20mA	555	565	575	nm
Dominant Wavelength	λD	IF=20mA		571		nm
Half Width	Δλ	IF=20mA		29		nm
Viewing Half Angle	θ1/2	IF=20mA		±22		Deg.

* Measured by S3584-08

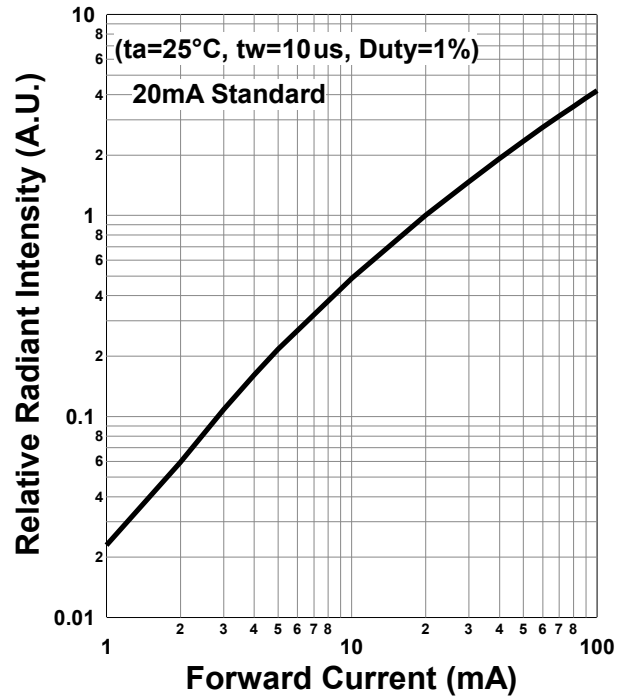
** Measured by CIE127-2007 Condition B.



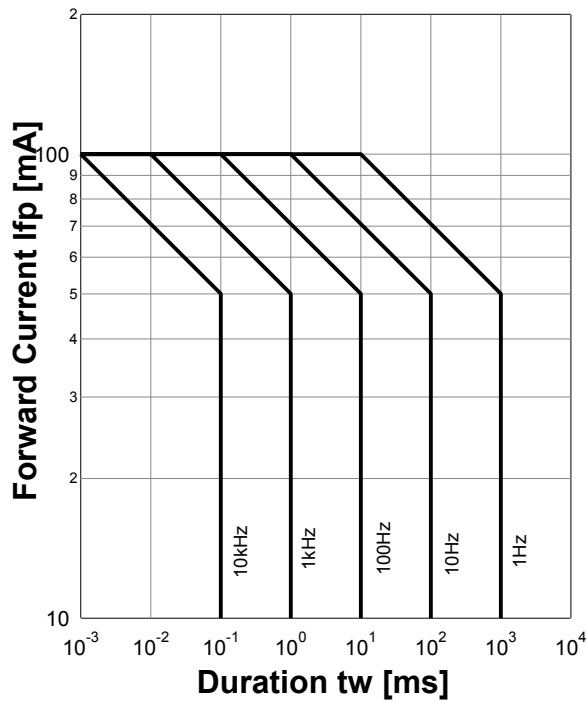
Forward Current - Forward Voltage



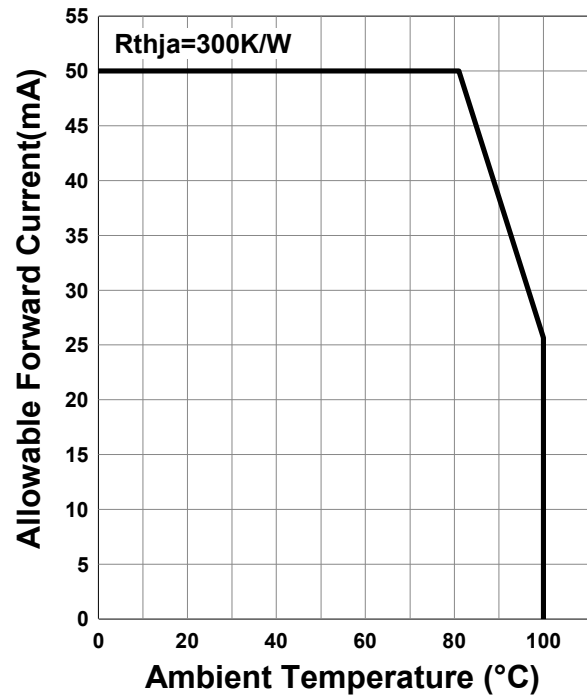
Relative Radiant Intensity - Forward Current

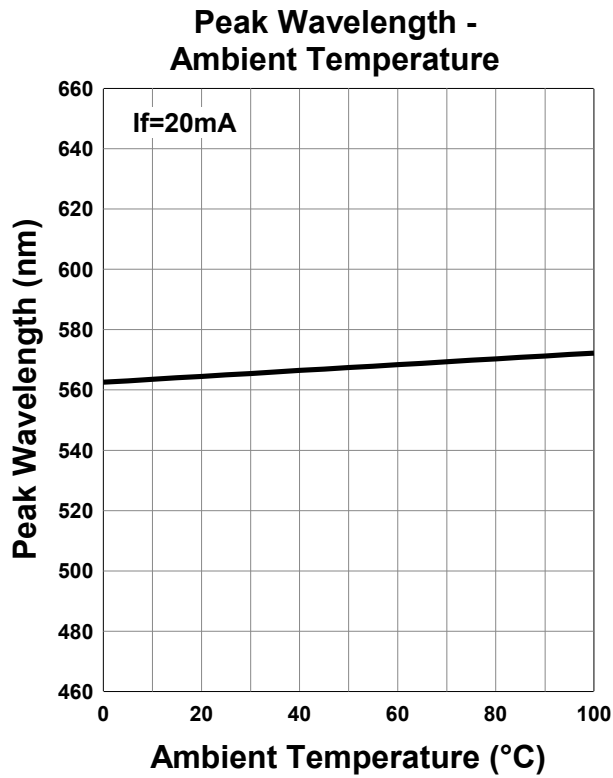
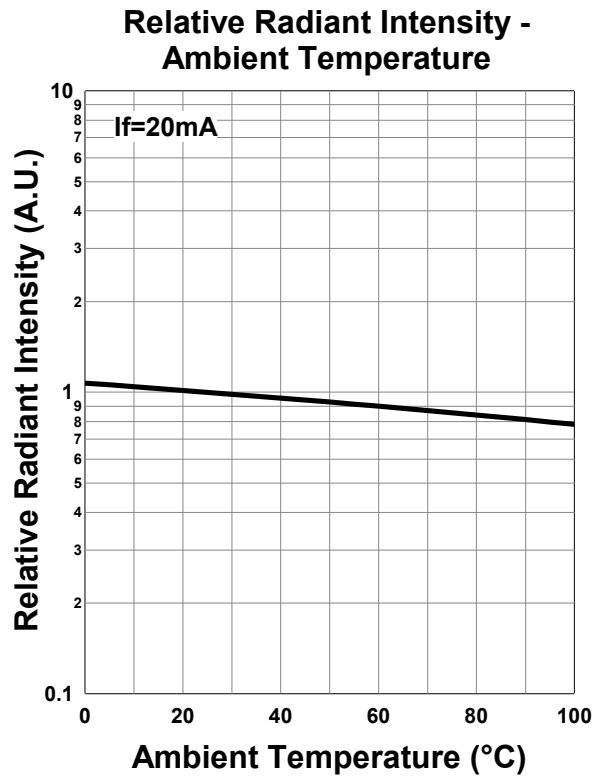
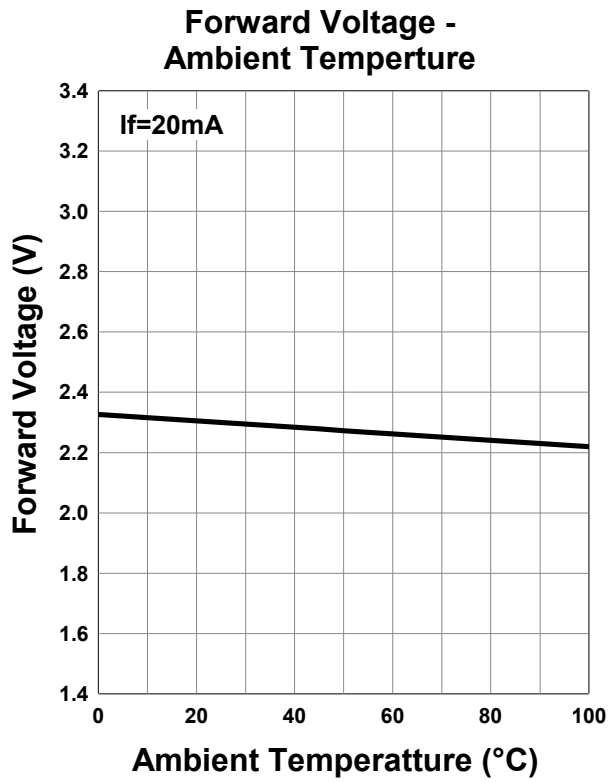


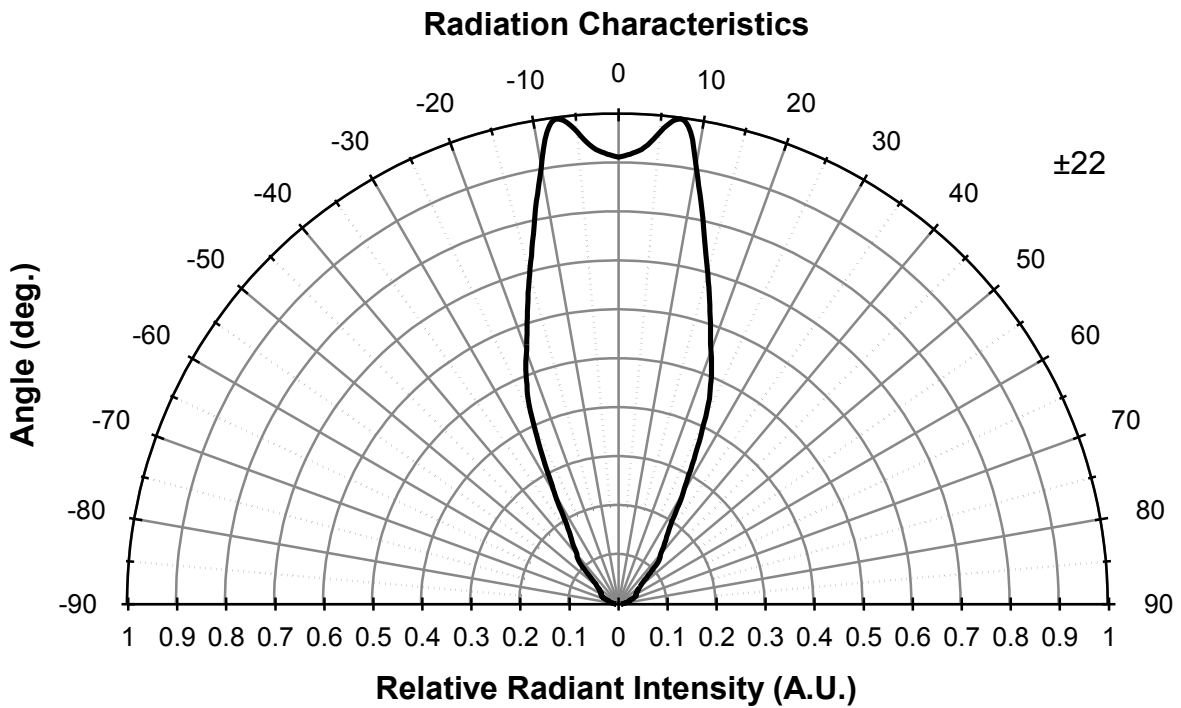
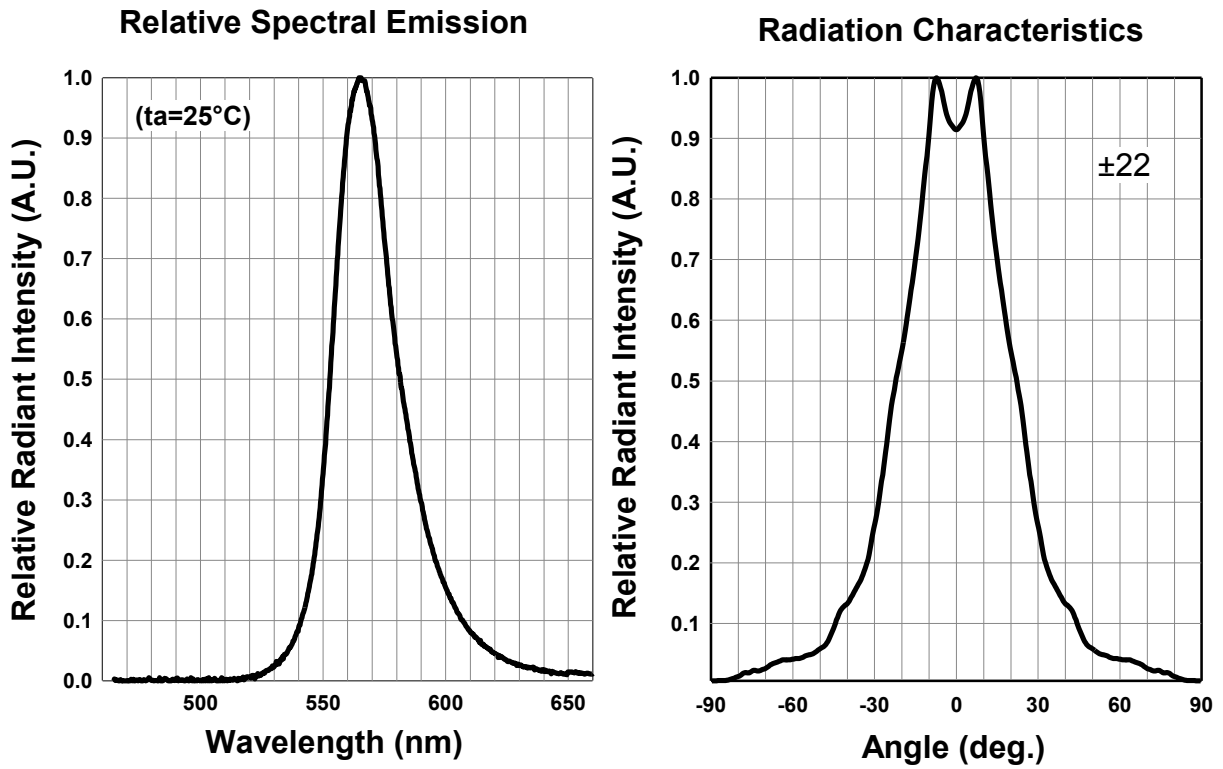
Forward Current - Pulse Duration



Allowable Forward Current - Ambient Temperature







Disclaimer

Product specifications and data shown in this product catalog are subject to change without notice for the purposes of improving product performance, reliability, design, or otherwise.

Product data and parameters in this catalog are typical values based on reasonably up-to-date measurements. Product data and parameters may vary by user application and over time.

Products shown in this catalog are intended to be used for general electronic equipment. Products are not guaranteed for applications where product malfunction or failure may cause personal injury or death, including but not limited to life-supporting / saving devices, medical devices, safety devices, airplanes, aerospace equipment, automobiles, traffic control systems, and nuclear reactor control systems.

2014.10